

1 Specifications

Outdoor unit

| Model Name | | | PUHZ-SHW140YHA(-BS) | PUHZ-SHW230YKA2 |
|---|------------------|--------------------------|--|---|
| Power supply (phase, cycle, voltage) | | | 3φ, 400V, 50Hz | 3φ, 400V, 50Hz |
| | Max. current | A | 13.0 | 20.0 |
| Breaker size | | | 16 | 25 |
| Outer casing | | | Galvanized plate | Galvanized plate |
| External finish | | | Munsell 3Y 7.8/1.1 | Munsell 3Y 7.8/1.1 |
| Refrigerant control | | | Linear expansion valve | Linear expansion valve |
| Compressor | | | Hermetic scroll | Hermetic scroll |
| | Model | | ANB33FJQMT | ANB66FJNMT |
| | Motor output | kW | 2.5 | 4.7 |
| Start type | | | Inverter | Inverter |
| Protection devices | | | HP switch LP switch Discharge thermo Comp. Surface thermo | HP switch LP switch Discharge thermo Comp. Surface thermo Orver current detection |
| | Oil (Model) | L | 1.40 (FVC68D) | 1.70 (FV50S) |
| Crankcase heater | | | W | - |
| Heat exchanger | | Air | Plate fin coil | Plate fin coil |
| | | Water | - | - |
| Fan | | Fan(drive) x No. | Propeller fan ×2 | Propeller fan ×2 |
| | Fan motor output | kW | 0.074 ×2 | 0.150 ×2 |
| | Air flow | m ³ /min(CFM) | 100 (3,530) | 140 (4,940) |
| Defrost method | | | Reverse cycle | Reverse cycle |
| Noise level (SPL) | | Heating | dB(A) | 52 |
| | | Cooling | dB(A) | 51 |
| Noise level (PWL) | | Heating | dB(A) | 70 |
| | | Cooling | dB(A) | 75 |
| Dimensions | | Width | mm(in) | 950 (37-3/8) |
| | | Depth | mm(in) | 330+30 (13+1-3/16) |
| | | Height | mm(in) | 1350 (53-1/8) |
| Weight | | | kg(lbs) | 134 (296) |
| Refrigerant (GWP) | | | R410A (1975) | R410A (1975) |
| | Quantity | kg(lbs) | 5.5 (12.1) | 7.1 (15.7) |
| Pipe size O.D. | | Liquid | mm(in) | 9.52 (3/8) |
| | | Gas | mm(in) | 15.88 (5/8) |
| Connection method | | | Flared | Flared |
| Between the indoor & outdoor unit | | Height difference | m | Max. 30 |
| | | Piping length | m | 2 to 75 |
| Guaranteed operating range (Outdoor) | | Heating | °C | -28 (*1) to +21 |
| | | DHW | °C | -28 (*1) to +35 |
| | | Cooling *2 | °C | -15 to +46 |
| Outlet water temp. (Max in heating, Min in cooling) | | Heating | °C | +60 |
| | | Cooling | °C | +5 |
| Nominal return water temperature range | | Heating | °C | +10 to +59 |
| | | Cooling | °C | +8 to +28 |
| Water flow rate range | | | L/min | 17.9 to 40.1 |
| | | | | 28.7 to 65.9 |

*1 Service reference number from "R2" (before "R2" : -25°C)

*2 Optional air protection guide is required where ambient temperature is lower than -5°C.
The temperature is 10°C when the unit is connected with Cylinder unit or Hydrobox.
For more details, refer to "Cylinder unit / Hydrobox".

| Model name | | PUHZ-SHW230YKA2 | |
|--|-------------|----------------------------------|-------|
| Nominal water flow rate (Heating mode) | | L/min | 65.9 |
| Heating (A7/W35) | Capacity | kW | 23.00 |
| | COP | | 3.65 |
| | Power input | kW | 6.31 |
| Heating (A2/W35) | Capacity | kW | 23.00 |
| | COP | | 2.37 |
| | Power input | kW | 9.71 |
| Pressure difference (water circuit) | | kPa | - |
| Heating pump input (based on EN14511) | | kW | - |
| Nominal water flow rate (Cooling mode) | | L/min | 57.3 |
| Cooling (A35/W7) | Capacity | kW | 20.00 |
| | EER (COP) | | 2.22 |
| | Power input | kW | 9.01 |
| Cooling (A35/W18) | Capacity | kW | 20.00 |
| | EER (COP) | | 3.55 |
| | Power input | kW | 5.63 |
| Pressure difference (water circuit) | | kPa | - |
| Cooling pump input (based on EN14511) | | kW | - |
| Recommended plate heat exchanger | | ACH70-40 x 2 Parallel connection | |

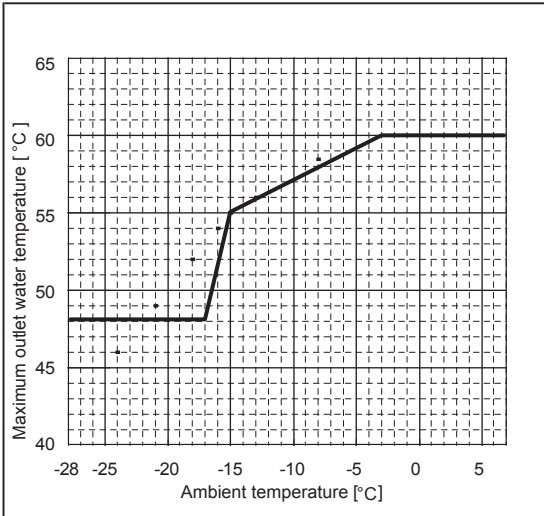
The table shows performance data obtained when a plate heat exchanger is connected.

| Model name | | PUHZ-SHW80VAA(-BS) | | PUHZ-SHW80YAA(-BS) | |
|--|-------------|--------------------|------|--------------------|--|
| Nominal water flow rate (Heating mode) | | L/min | 22.9 | 22.9 | |
| Heating (A7/W35) | Capacity | kW | 8.0 | 8.0 | |
| | COP | | 4.65 | 4.65 | |
| | Power input | kW | 1.72 | 1.72 | |
| Heating (A2/W35) | Capacity | kW | 8.0 | 8.0 | |
| | COP | | 3.55 | 3.55 | |
| | Power input | kW | 2.25 | 2.25 | |
| Pressure difference (water circuit) | | kPa | - | - | |
| Heating pump input (based on EN14511) | | kW | - | - | |
| Nominal water flow rate (Cooling mode) | | L/min | 20.4 | 20.4 | |
| Cooling (A35/W7) | Capacity | kW | 7.1 | 7.1 | |
| | EER (COP) | | 3.31 | 3.31 | |
| | Power input | kW | 2.15 | 2.15 | |
| Cooling (A35/W18) | Capacity | kW | 7.1 | 7.1 | |
| | EER (COP) | | 4.52 | 4.52 | |
| | Power input | kW | 1.57 | 1.57 | |
| Pressure difference (water circuit) | | kPa | - | - | |
| Cooling pump input (based on EN14511) | | kW | - | - | |
| Recommended plate heat exchanger | | MWA2-38PA | | MWA2-38PA | |

The table shows performance data obtained when a plate heat exchanger is connected.

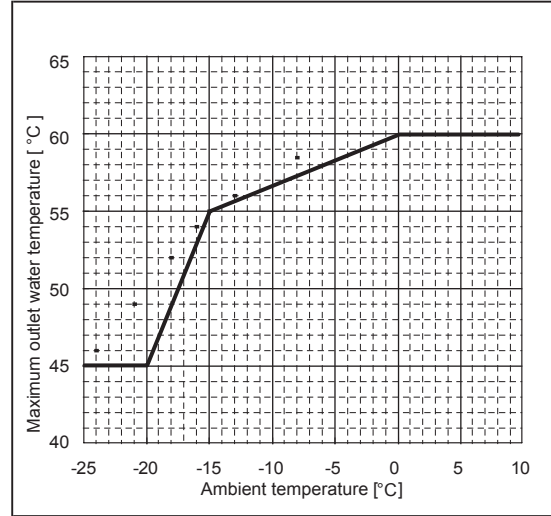
■Zubadan

PUHZ-SHW80/112VHA(-BS)
 PUHZ-SHW112/140YHA(-BS)
 PUHZ-SHW230YKA2



*PUHZ-SHW80/112/140 Service reference number from "R2": down to -28°C
 Before "R2" and PUHZ-SHW230 : down to -25°C

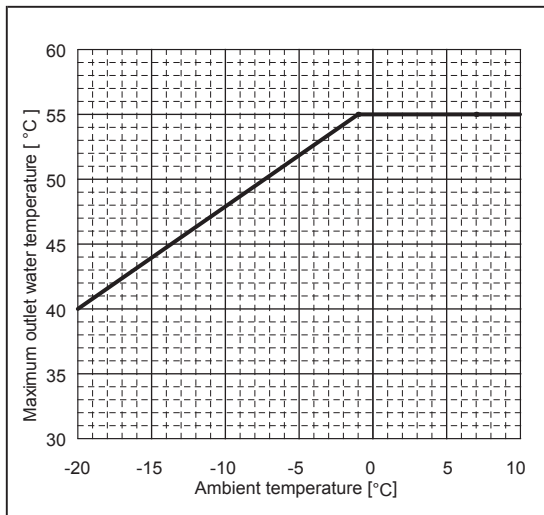
PUHZ-SHW80/112VAA(-BS)
 PUHZ-SHW80/112YAA(-BS)



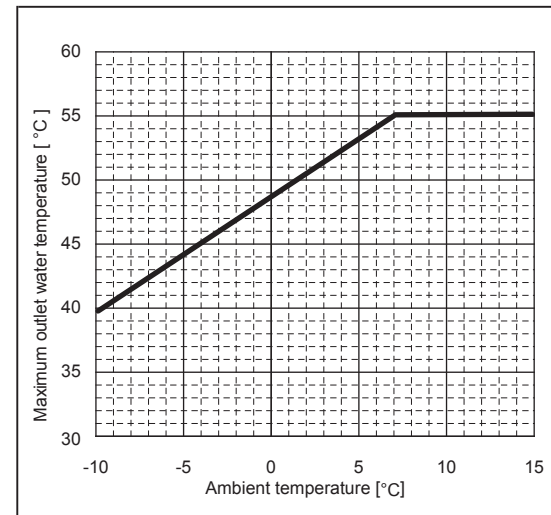
■Inverter multi

PUMY-P112/125/140VKM4(-BS)
 PUMY-P112/125/140YKM4(-BS)
 PUMY-P112/125/140YKME4(-BS)

Maximum outlet water temperature curve at single operation of ATW Heating



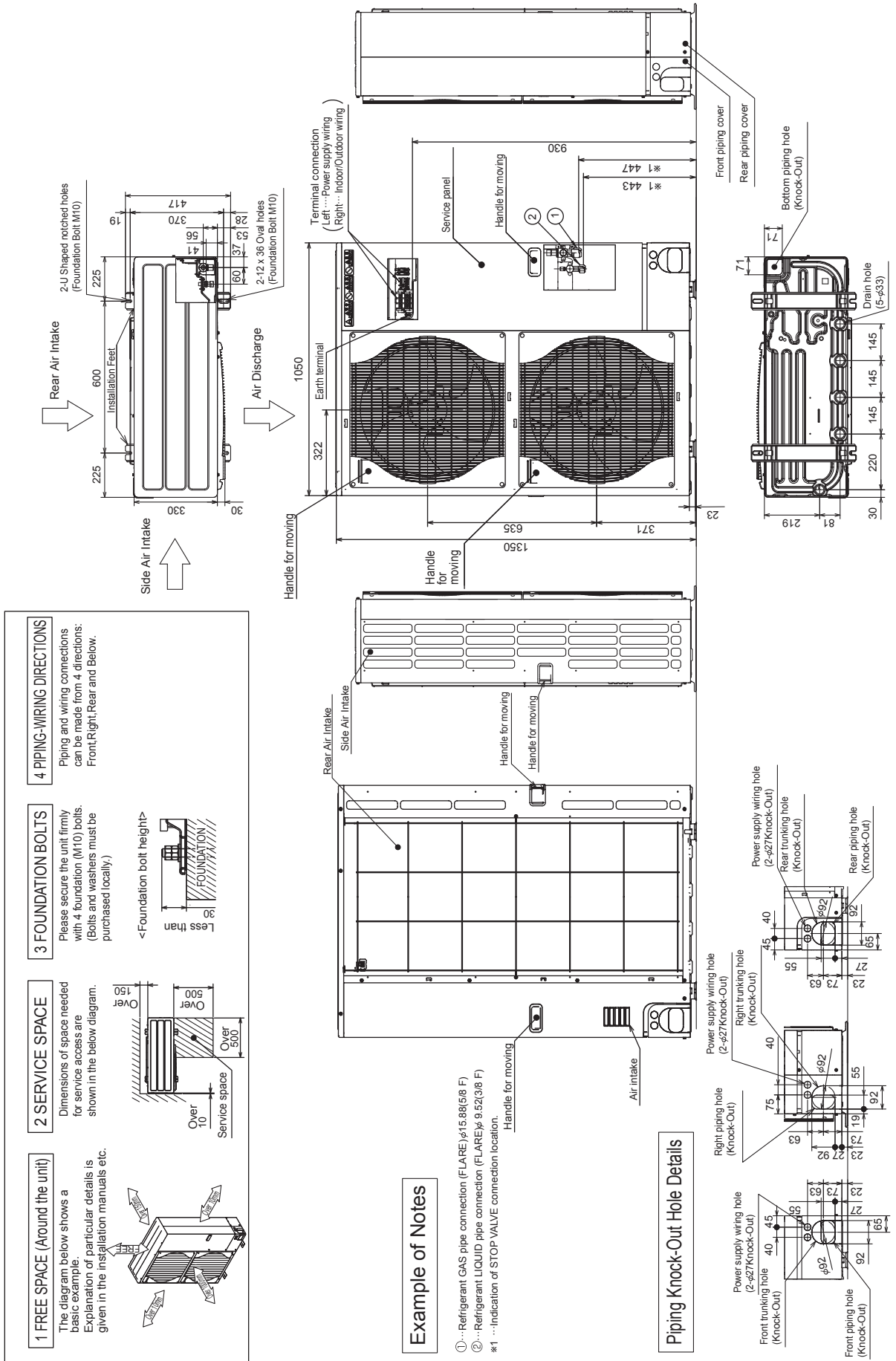
Maximum outlet water temperature curve at simultaneous operation of ATA Heating and ATW heating



■ PUAZ-SHW230YKA2

Unit : mm

Outdoor unit



Zubadan

| Water outlet temperature[°C] | | 7 | | 18 | | |
|-------------------------------|--------------------------|----------|------|----------|------|------|
| Model | Ambient temperature [°C] | Capacity | COP | Capacity | COP | |
| PUHZ-HW 112YHA2 (-BS) | Nominal | 35 | 10.0 | 2.78 | 10.0 | 4.10 |
| | | 30 | 10.0 | 3.39 | 10.0 | 4.84 |
| | | 25 | 10.0 | 3.80 | 10.0 | 5.43 |
| | | 20 | 10.0 | 4.35 | 10.0 | 6.11 |
| | Mid | 35 | 7.3 | 3.49 | 6.7 | 4.75 |
| | | 30 | 7.3 | 4.22 | 6.7 | 5.57 |
| | | 25 | 7.3 | 4.86 | 6.7 | 6.03 |
| | | 20 | 7.3 | 5.61 | 6.7 | 6.75 |
| | Min | 35 | 4.0 | 3.29 | 5.9 | 4.79 |
| | | 30 | 4.2 | 3.81 | 6.1 | 5.49 |
| | | 25 | 4.5 | 4.72 | 6.3 | 6.00 |
| | | 20 | 4.6 | 5.29 | 6.5 | 6.80 |
| PUHZ-HW 140V/YHA2 (-BS) | Nominal | 35 | 12.5 | 2.50 | 12.5 | 3.60 |
| | | 30 | 12.5 | 2.96 | 12.5 | 4.26 |
| | | 25 | 12.5 | 3.21 | 12.5 | 4.65 |
| | | 20 | 12.5 | 3.62 | 12.5 | 5.15 |
| | Mid | 35 | 9.1 | 3.14 | 8.4 | 4.17 |
| | | 30 | 9.1 | 3.69 | 8.4 | 4.89 |
| | | 25 | 9.1 | 4.14 | 8.4 | 5.29 |
| | | 20 | 9.1 | 4.72 | 8.4 | 5.92 |
| | Min | 35 | 5.0 | 2.96 | 7.4 | 4.21 |
| | | 30 | 5.3 | 3.37 | 7.7 | 4.85 |
| | | 25 | 5.5 | 3.96 | 7.9 | 5.35 |
| | | 20 | 5.7 | 4.38 | 8.1 | 6.02 |
| PUHZ-SHW 80VHA(-BS) | Max | 35 | 9.6 | 2.83 | 10.0 | 4.74 |
| | | 30 | 10.2 | 3.30 | 10.7 | 5.49 |
| | | 25 | 10.2 | 3.45 | 11.0 | 5.80 |
| | | 20 | 10.8 | 3.69 | 11.7 | 5.14 |
| | Nominal | 35 | 7.1 | 3.31 | 7.1 | 4.52 |
| | | 30 | 7.2 | 3.85 | 9.3 | 5.19 |
| | | 25 | 7.6 | 4.44 | 9.4 | 5.67 |
| | | 20 | 9.3 | 4.29 | 10.8 | 4.91 |
| | Mid | 35 | 5.7 | 3.28 | 5.7 | 4.43 |
| | | 30 | 7.2 | 3.85 | 9.3 | 5.19 |
| | | 25 | 7.6 | 4.44 | 9.4 | 5.67 |
| | | 20 | 9.3 | 4.29 | 10.8 | 4.91 |
| Min | 35 | 3.4 | 3.10 | 4.5 | 4.40 | |
| | 30 | 7.2 | 3.85 | 9.3 | 5.19 | |
| | 25 | 7.6 | 4.44 | 9.4 | 5.67 | |
| | 20 | 9.3 | 4.29 | 10.8 | 4.91 | |
| PUHZ-SHW 112V/YHA(-BS) | Max | 35 | 11.2 | 2.46 | 14.0 | 3.78 |
| | | 30 | 11.9 | 2.86 | 14.8 | 4.37 |
| | | 25 | 11.9 | 3.00 | 14.9 | 4.50 |
| | | 20 | 12.7 | 3.23 | 15.3 | 5.02 |
| | Nominal | 35 | 10.0 | 2.83 | 10.0 | 4.74 |
| | | 30 | 10.0 | 3.36 | 10.0 | 5.54 |
| | | 25 | 10.0 | 3.72 | 10.0 | 6.19 |
| | | 20 | 10.0 | 4.49 | 10.8 | 4.90 |
| | Mid | 35 | 8.0 | 3.18 | 8.0 | 4.61 |
| | | 30 | 8.0 | 3.85 | 9.3 | 5.18 |
| | | 25 | 8.0 | 4.40 | 9.4 | 5.66 |
| | | 20 | 9.3 | 4.27 | 10.8 | 4.90 |
| Min | 35 | 3.4 | 3.09 | 4.5 | 4.39 | |
| | 30 | 7.2 | 3.84 | 9.3 | 5.18 | |
| | 25 | 7.6 | 4.43 | 9.4 | 5.66 | |
| | 20 | 9.3 | 4.27 | 10.8 | 4.90 | |

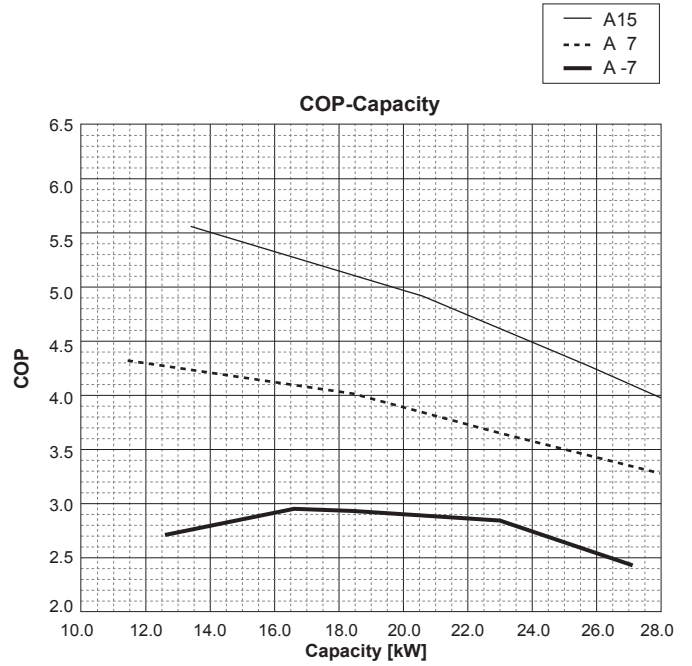
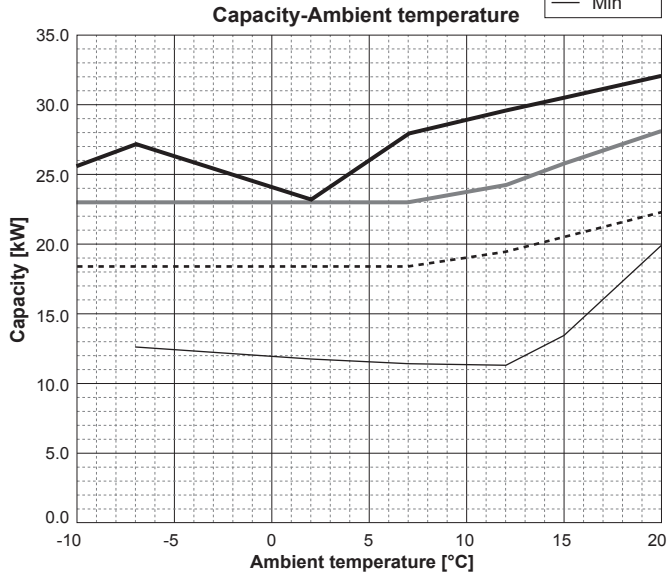
| Water outlet temperature[°C] | | 7 | | 18 | | |
|---------------------------------|--------------------------|----------|------|----------|------|------|
| Model | Ambient temperature [°C] | Capacity | COP | Capacity | COP | |
| PUHZ-SHW 140YHA(-BS) | Max | 35 | 12.5 | 2.17 | 16.0 | 3.23 |
| | | 30 | 13.3 | 2.43 | 16.9 | 3.58 |
| | | 25 | 13.3 | 2.48 | 17.0 | 3.58 |
| | | 20 | 14.1 | 2.84 | 17.5 | 3.96 |
| | Nominal | 35 | 12.5 | 2.17 | 12.5 | 4.26 |
| | | 30 | 12.5 | 2.59 | 12.5 | 4.96 |
| | | 25 | 12.5 | 2.75 | 12.5 | 5.35 |
| | | 20 | 12.5 | 3.38 | 12.5 | 6.35 |
| | Mid | 35 | 10.0 | 2.74 | 10.0 | 4.73 |
| | | 30 | 10.0 | 3.25 | 10.0 | 5.53 |
| | | 25 | 10.0 | 3.60 | 10.0 | 6.18 |
| | | 20 | 10.0 | 4.35 | 10.8 | 4.89 |
| Min | 35 | 3.4 | 3.09 | 4.5 | 4.39 | |
| | 30 | 7.2 | 3.83 | 9.3 | 5.16 | |
| | 25 | 7.6 | 4.42 | 9.4 | 5.64 | |
| | 20 | 9.3 | 4.26 | 10.8 | 4.89 | |
| PUHZ-SHW 230YKA2 | Max | 35 | 20.0 | 2.22 | 24.0 | 2.65 |
| | | 30 | 21.1 | 2.46 | 25.1 | 2.89 |
| | | 25 | 22.6 | 2.88 | 26.6 | 3.34 |
| | | 20 | 22.4 | 2.88 | 26.0 | 3.20 |
| | Nominal | 35 | 20.0 | 2.22 | 20.0 | 3.55 |
| | | 30 | 20.0 | 2.60 | 20.0 | 4.09 |
| | | 25 | 20.0 | 3.19 | 20.0 | 4.85 |
| | | 20 | 20.0 | 3.35 | 20.1 | 3.90 |
| | Mid | 35 | 16.0 | 2.47 | 16.0 | 4.15 |
| | | 30 | 16.0 | 2.88 | 17.4 | 4.43 |
| | | 25 | 16.0 | 3.48 | 17.6 | 4.82 |
| | | 20 | 16.0 | 3.83 | 20.1 | 3.90 |
| Min | 35 | 8.9 | 2.98 | 13.7 | 4.37 | |
| | 30 | 11.9 | 3.24 | 17.4 | 4.43 | |
| | 25 | 12.3 | 3.69 | 17.6 | 4.82 | |
| | 20 | 14.4 | 3.24 | 20.1 | 3.90 | |
| PUHZ-SHW 80VAA/YAA (-BS) | Max | 35 | 7.1 | 3.31 | 10.4 | 4.18 |
| | | 30 | 8.0 | 4.24 | 11.0 | 4.93 |
| | | 25 | 8.0 | 4.34 | 10.8 | 4.75 |
| | | 20 | 7.4 | 3.96 | 10.5 | 4.42 |
| | Nominal | 35 | 7.1 | 3.31 | 7.1 | 4.52 |
| | | 30 | 7.1 | 4.36 | 7.1 | 5.34 |
| | | 25 | 7.1 | 4.57 | 7.1 | 5.74 |
| | | 20 | 7.1 | 4.09 | 7.1 | 5.83 |
| | Mid | 35 | 5.6 | 4.03 | 5.6 | 4.46 |
| | | 30 | 5.6 | 4.42 | 5.6 | 5.24 |
| | | 25 | 5.6 | 4.84 | 5.6 | 5.87 |
| | | 20 | 5.6 | 4.57 | 5.6 | 6.19 |
| Min | 35 | 2.8 | 3.10 | 4.1 | 4.15 | |
| | 30 | 3.1 | 3.91 | 4.3 | 4.90 | |
| | 25 | 3.2 | 4.64 | 4.4 | 5.75 | |
| | 20 | 3.1 | 4.70 | 4.4 | 6.27 | |
| PUHZ-SHW 112VAA/YAA (-BS) | Max | 35 | 10.0 | 2.83 | 14.8 | 3.69 |
| | | 30 | 11.5 | 3.68 | 15.7 | 4.34 |
| | | 25 | 11.1 | 3.42 | 14.8 | 3.75 |
| | | 20 | 10.0 | 2.91 | 13.8 | 3.20 |
| | Nominal | 35 | 10.0 | 2.83 | 10.0 | 4.74 |
| | | 30 | 10.0 | 4.05 | 10.0 | 5.69 |
| | | 25 | 10.0 | 3.85 | 10.0 | 5.57 |
| | | 20 | 10.0 | 2.93 | 10.0 | 5.21 |
| | Mid | 35 | 8.0 | 3.26 | 8.0 | 5.01 |
| | | 30 | 8.0 | 4.42 | 8.0 | 5.95 |
| | | 25 | 8.0 | 4.51 | 8.0 | 6.20 |
| | | 20 | 8.0 | 3.87 | 8.0 | 6.17 |
| Min | 35 | 2.8 | 3.25 | 4.1 | 4.66 | |
| | 30 | 3.1 | 4.09 | 4.3 | 5.51 | |
| | 25 | 3.2 | 4.86 | 4.4 | 6.46 | |
| | 20 | 3.1 | 4.93 | 4.4 | 7.04 | |

■ PUHZ-SHW230YKA2

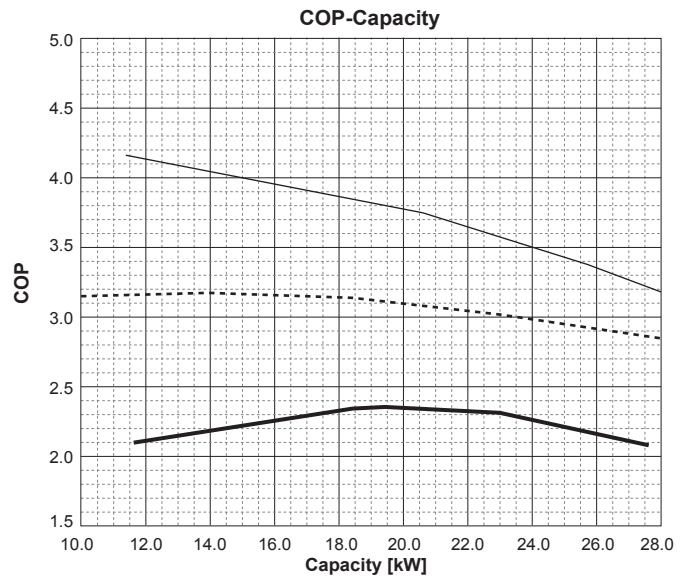
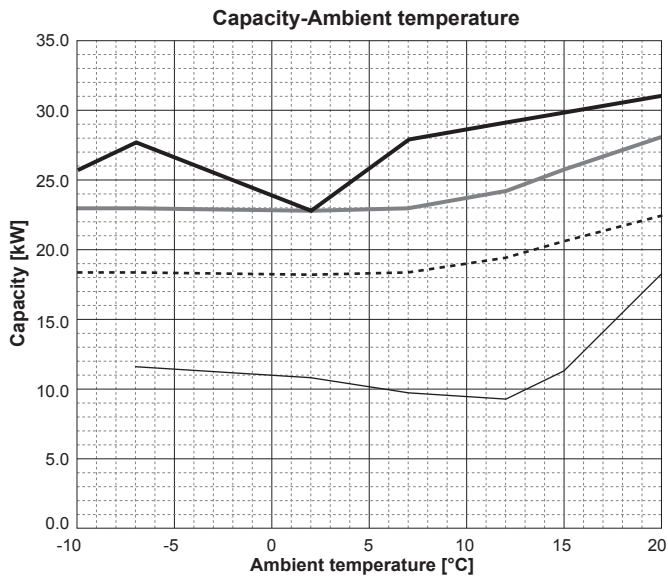
| Water outlet temperature[°C] | | 35 | | 40 | | 45 | | 50 | | 55 | | 60 | |
|------------------------------|-----------|----------|------|----------|------|----------|------|----------|------|----------|------|----------|------|
| Ambient temperature[°C] | | Capacity | COP | Capacity | COP | Capacity | COP | Capacity | COP | Capacity | COP | Capacity | COP |
| Max | (INJ) -25 | - | - | 16.4 | 1.48 | 16.0 | 1.30 | - | - | - | - | - | - |
| | (INJ) -20 | 20.3 | 2.06 | 19.8 | 1.84 | 19.3 | 1.62 | - | - | - | - | - | - |
| | (INJ) -15 | 22.9 | 2.20 | 22.7 | 2.00 | 22.5 | 1.80 | 21.6 | 1.61 | 20.8 | 1.41 | - | - |
| | (INJ) -10 | 25.6 | 2.34 | 25.6 | 2.16 | 25.7 | 1.98 | 25.7 | 1.84 | 25.6 | 1.69 | - | - |
| | (INJ) -7 | 27.1 | 2.43 | 27.4 | 2.26 | 27.7 | 2.09 | 28.1 | 1.98 | 28.4 | 1.86 | - | - |
| | (INJ) 2 | 23.2 | 2.29 | 23.0 | 2.16 | 22.9 | 2.02 | 22.8 | 2.02 | 22.8 | 2.02 | 22.7 | 1.98 |
| | 7 | 28.0 | 3.28 | 27.9 | 3.07 | 27.9 | 2.85 | 27.7 | 2.65 | 27.5 | 2.42 | 26.3 | 2.05 |
| | 12 | 29.5 | 3.48 | 29.3 | 3.21 | 29.1 | 2.94 | 28.8 | 2.75 | 28.5 | 2.54 | 27.4 | 2.24 |
| | 15 | 30.5 | 3.60 | 30.2 | 3.30 | 29.8 | 3.00 | 29.5 | 2.82 | 29.1 | 2.61 | 28.2 | 2.35 |
| | 20 | 32.1 | 3.80 | 31.6 | 3.45 | 31.1 | 3.09 | 30.6 | 2.92 | 30.1 | 2.73 | 29.3 | 2.54 |
| Nominal | (INJ) -25 | - | - | 16.4 | 1.48 | 16.0 | 1.30 | - | - | - | - | - | - |
| | (INJ) -20 | 20.3 | 2.06 | 19.8 | 1.84 | 19.3 | 1.62 | - | - | - | - | - | - |
| | (INJ) -15 | 22.9 | 2.20 | 22.7 | 2.00 | 22.5 | 1.80 | 21.6 | 1.61 | 20.8 | 1.41 | - | - |
| | (INJ) -10 | 23.0 | 2.60 | 23.0 | 2.36 | 23.0 | 2.12 | 23.0 | 1.99 | 23.0 | 1.85 | - | - |
| | (INJ) -7 | 23.0 | 2.85 | 23.0 | 2.58 | 23.0 | 2.32 | 23.0 | 2.22 | 23.0 | 2.11 | - | - |
| | (INJ) 2 | 23.0 | 2.37 | 23.0 | 2.16 | 22.9 | 2.02 | 22.8 | 2.02 | 22.8 | 2.02 | 22.7 | 1.98 |
| | 7 | 23.0 | 3.65 | 23.0 | 3.34 | 23.0 | 3.02 | 23.0 | 2.76 | 23.0 | 2.47 | 23.0 | 2.09 |
| | 12 | 24.3 | 4.10 | 24.3 | 3.68 | 24.3 | 3.26 | 24.3 | 2.98 | 24.3 | 2.67 | 24.3 | 2.34 |
| | 15 | 25.7 | 4.29 | 25.7 | 3.84 | 25.7 | 3.39 | 25.7 | 3.10 | 25.7 | 2.79 | 25.7 | 2.49 |
| | 20 | 28.1 | 4.61 | 28.1 | 4.10 | 28.1 | 3.59 | 28.1 | 3.31 | 28.1 | 2.99 | 28.1 | 2.75 |
| Mid | (INJ) -25 | - | - | 13.1 | 1.68 | 12.8 | 1.55 | - | - | - | - | - | - |
| | (INJ) -20 | 16.2 | 2.00 | 15.8 | 1.87 | 15.4 | 1.73 | - | - | - | - | - | - |
| | (INJ) -15 | 18.3 | 2.36 | 18.2 | 2.16 | 18.0 | 1.97 | 17.3 | 1.82 | 16.6 | 1.66 | - | - |
| | (INJ) -10 | 18.4 | 2.72 | 18.4 | 2.46 | 18.4 | 2.21 | 18.4 | 2.06 | 18.4 | 1.90 | - | - |
| | (INJ) -7 | 18.4 | 2.93 | 18.4 | 2.64 | 18.4 | 2.35 | 18.4 | 2.21 | 18.4 | 2.05 | - | - |
| | (INJ) 2 | 18.4 | 2.90 | 18.4 | 2.60 | 18.3 | 2.30 | 18.3 | 2.26 | 18.2 | 2.21 | 18.1 | 2.08 |
| | 7 | 18.4 | 4.01 | 18.4 | 3.58 | 18.4 | 3.14 | 18.4 | 2.83 | 18.4 | 2.49 | 18.4 | 2.24 |
| | 12 | 19.4 | 4.58 | 19.4 | 4.05 | 19.4 | 3.52 | 19.4 | 3.15 | 19.4 | 2.76 | 19.4 | 2.55 |
| | 15 | 20.6 | 4.91 | 20.6 | 4.34 | 20.6 | 3.76 | 20.6 | 3.37 | 20.6 | 2.96 | 20.6 | 2.74 |
| | 20 | 22.5 | 5.55 | 22.5 | 4.89 | 22.5 | 4.23 | 22.5 | 3.80 | 22.5 | 3.34 | 22.5 | 3.05 |
| Min | -25 | - | - | 13.1 | 1.68 | 12.8 | 1.55 | - | - | - | - | - | - |
| | -20 | 16.2 | 2.00 | 15.8 | 1.87 | 15.4 | 1.73 | - | - | - | - | - | - |
| | -15 | 18.3 | 2.36 | 18.2 | 2.16 | 18.0 | 1.97 | 17.3 | 1.82 | 16.6 | 1.66 | - | - |
| | -10 | 18.4 | 2.72 | 18.4 | 2.46 | 18.4 | 2.21 | 18.4 | 2.06 | 18.4 | 1.90 | - | - |
| | -7 | 12.6 | 2.72 | 12.1 | 2.41 | 11.6 | 2.10 | 10.7 | 1.83 | 9.7 | 1.53 | - | - |
| | 2 | 11.8 | 3.52 | 11.3 | 3.11 | 10.8 | 2.70 | 10.0 | 2.35 | 9.1 | 1.97 | - | - |
| | 7 | 11.4 | 4.31 | 10.5 | 3.73 | 9.6 | 3.15 | 8.4 | 2.64 | 7.2 | 2.10 | - | - |
| | 12 | 11.4 | 5.08 | 10.4 | 4.39 | 9.4 | 3.70 | 8.3 | 3.39 | 7.2 | 3.05 | - | - |
| | 15 | 13.5 | 5.58 | 12.4 | 4.87 | 11.4 | 4.17 | 10.4 | 3.85 | 9.5 | 3.49 | - | - |
| | 20 | 20.0 | 5.94 | 19.1 | 5.29 | 18.3 | 4.63 | 17.5 | 4.21 | 16.7 | 3.75 | - | - |

PUHZ-SHW230YKA2

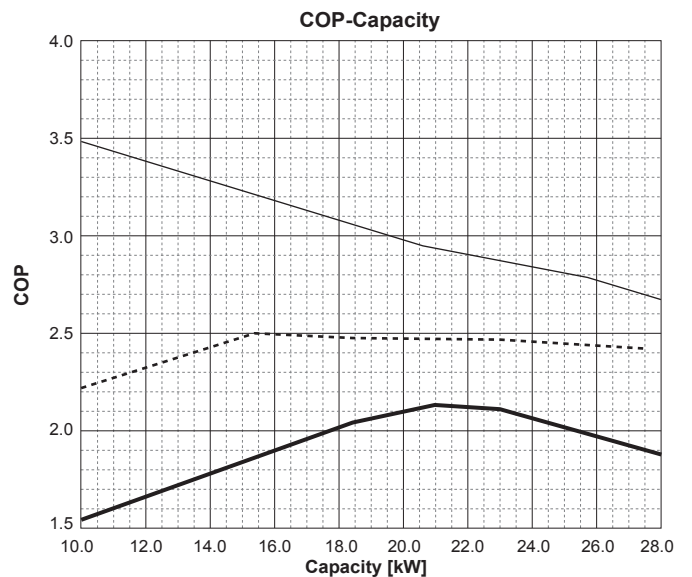
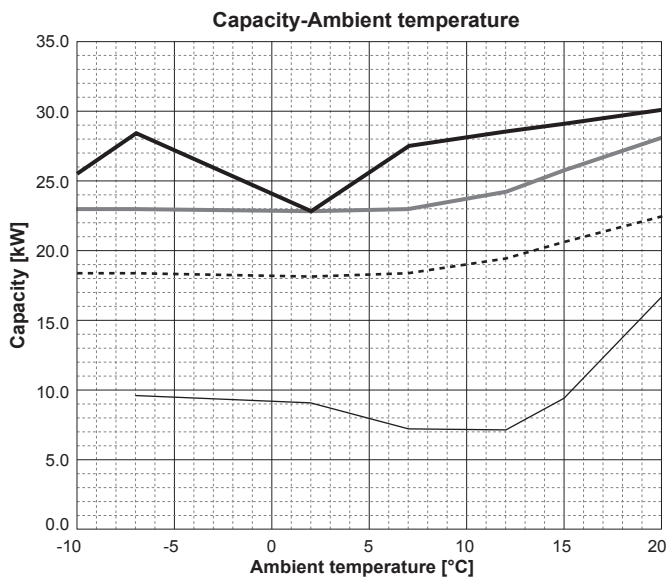
Water outlet temperature 35 [°C]



Water outlet temperature 45 [°C]



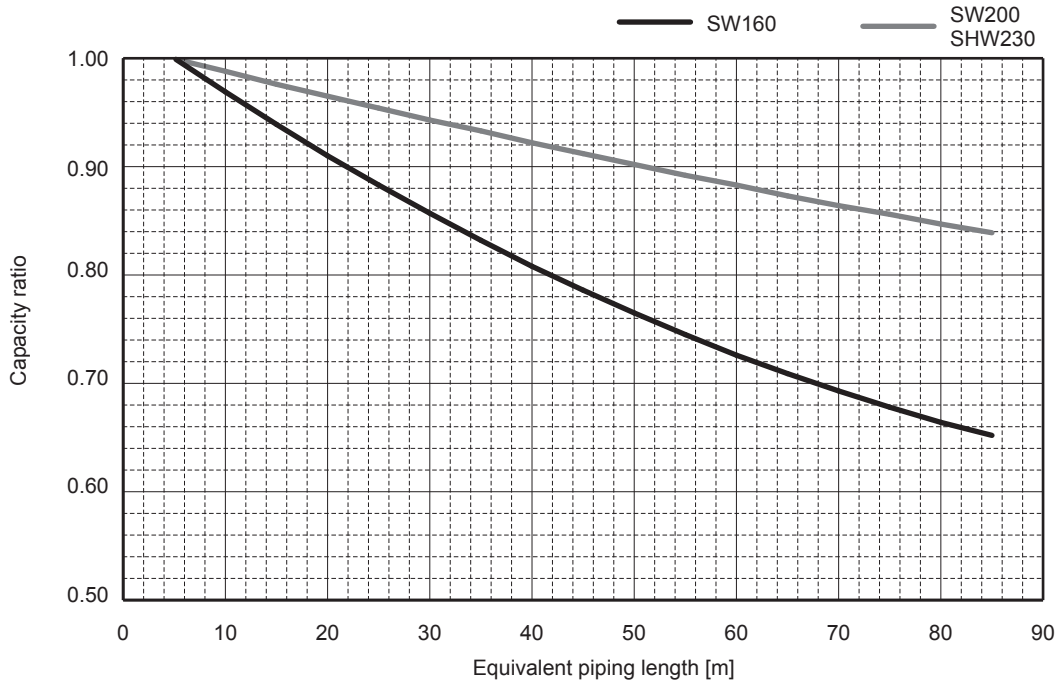
Water outlet temperature 55 [°C]



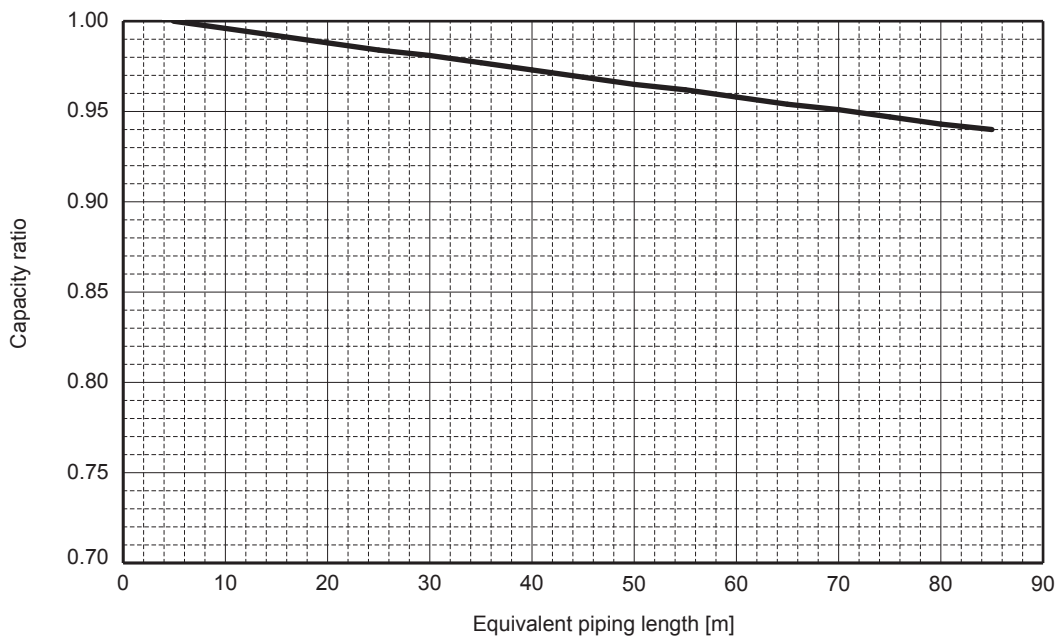
■ PUAZ-SW160YKA(-BS) PUAZ-SHW230YKA2
 PUAZ-SW200YKA(-BS)

Outdoor unit

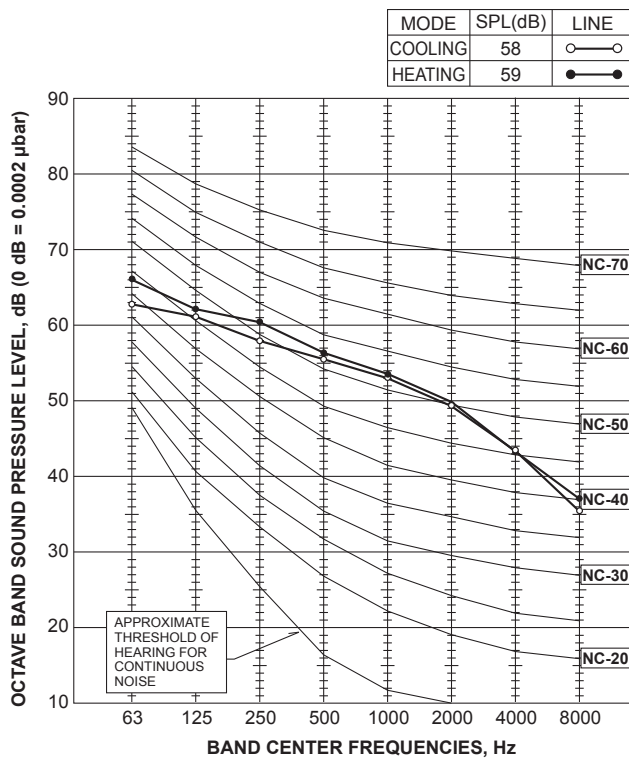
<Cooling>



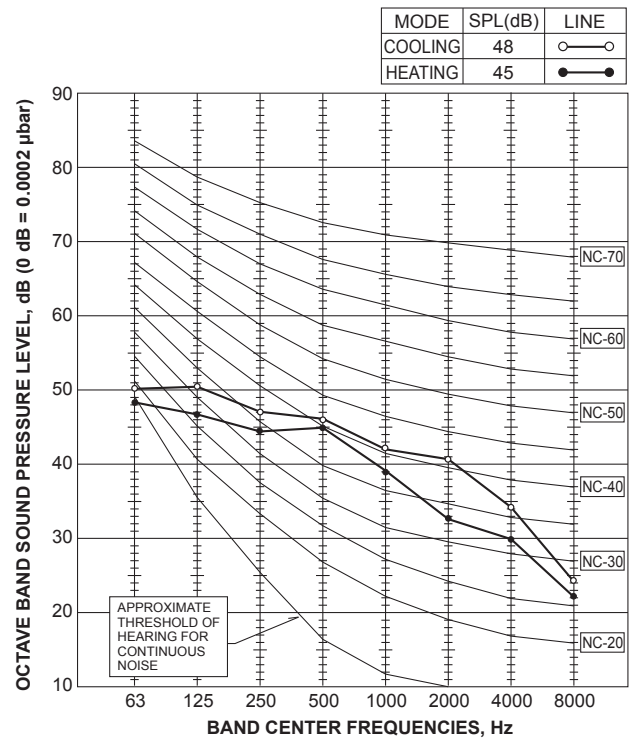
<Heating>



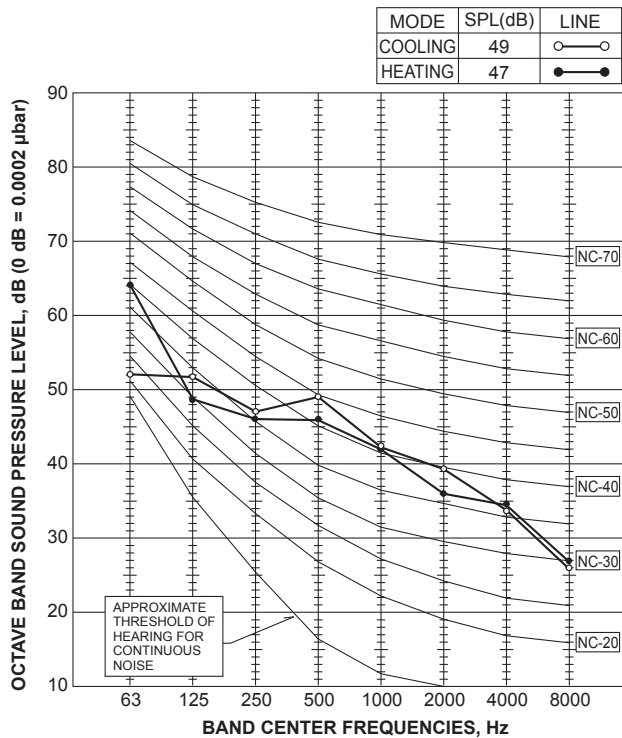
PUHZ-SHW230YKA2



PUHZ-SHW80VAA(-BS) PUHZ-SHW80YAA(-BS)



PUHZ-SHW112VAA(-BS) PUHZ-SHW112YAA(-BS)



<Notes>

- 1) Sound data is taken when the system is running stably.
- 2) Relatively large noise could be heard transiently in the case 4-way valve, or LEV operates.