

MODEL NAME			PUZ-SHWM100VAA	PUZ-SHWM100YAA
POWER SUPPLY(Phase, voltage, frequency)			1φ, 230 V, 50 Hz	3φ, 400 V, 50 Hz
	Max. Current	A	27.0	9.0
Braker size		A	30	16
Outer casing			Galvanized plate	Galvanized plate
External finish			Munsell N8.75, N2.75 (FRONT PANEL)	Munsell N8.75, N2.75 (FRONT PANEL)
Refrigerant control			Linear expansion valve	Linear expansion valve
Compressor			Hermetic scroll	Hermetic scroll
	Model		DVK28FECMT	DVK28FEDMT
	Motor output	kW	2.2	2.2
	Start type		Inverter	Inverter
	Protection devices		HP switch Discharge thermo Comp. Surface thermo Over current detection Thermal Protector	HP switch Discharge thermo Comp. Surface thermo Over current detection Thermal Protector
	Oil	L	0.9	0.9
Base antifreeze heater	Input	kW	-	-
Heat exchanger	Air		Plate fin coil	Plate fin coil
	Water		-	-
Fan	Fan(drive) x No.		Propeller fan ×1	Propeller fan ×1
	Fan motor output	kW	0.200	0.200
	Air flow	m ³ /min (CFM)	62 (2190)	62 (2190)
Defrost method			Reverse cycle	Reverse cycle
Noise level (SPL)	Heating	dBA	44	44
	Cooling	dBA	47	47
Noise level (PWL) (Based on EN12102:2013)	Heating	dBA	58	58
Dimensions	Width	mm(in)	1050 (41-3/8)	1050 (41-3/8)
	Depth	mm(in)	480 (18-7/8)	480 (18-7/8)
	Height	mm(in)	1040 (40)	1040 (40)
Weight		kg(lbs)	106.5 (235)	115 (254)
Refrigerant			R32	R32
	Chargeless	kg(lbs)	1.8 (3.97)	1.8 (3.97)
	MAX.	kg(lbs)	2.4 (5.29)	2.4 (5.29)
Pipe size O.D.	Liquid	mm(in)	6.35 (1/4)	6.35 (1/4)
	Gas	mm(in)	12.7 (1/2) or 15.88 (5/8) *2	12.7 (1/2) or 15.88 (5/8) *2
Connection method			Flared	Flared
Between the indoor & outdoor unit	Height difference	m	Max. 30	Max. 30
	Piping length	m	2 to 50	2 to 50
Guaranteed operating range (Outdoor)	Heating	°C	-30 to +24	-30 to +24
	DHW	°C	-30 to +42	-30 to +42
	Cooling	°C	+10 to +52	+10 to +52
Outlet water temp. (Max in Heating, Min in Cooling)	Heating	°C	+70	+70
	Cooling	°C	+5	+5
Nominal return water temperature range	Heating	°C	*1	*1
	Cooling	°C	*1	*1
Water Flow rate range		L/min	7.2 to 28.7	7.2 to 28.7

*1 Due to the water quantity of system. See the graph of Section "1.4 Available range".

*2 The capacity depends on the length and diameter of refrigerant piping. Check the length and diameter to operate the air conditioner in an adequate capacity.

MODEL NAME			PUZ-SHWM100VAA	PUZ-SHWM100YAA	PUZ-SHWM120VAA
Heating (A7/W35)	Capacity	kW	8.00	8.00	10.00
	COP		5.05	5.05	4.90
	Power input	kW	1.58	1.58	2.04
	Test condition flow rate	L/min	22.9	22.9	28.7
Heating (A2/W35)	Capacity	kW	10.00	10.00	12.10
	COP		3.55	3.55	3.35
	Power input	kW	2.82	2.82	3.61
	Test condition flow rate	L/min	28.7	28.7	34.7
Pressure difference (Water circuit)		kPa	-	-	-
Heating pump input (Based on EN14511)		kW	-	-	-
Cooling (A35/W7)	Capacity	kW	9.00	9.00	11.00
	EER (COP)		3.00	3.00	2.86
	Power input	kW	3.00	3.00	3.85
	Test condition flow rate	L/min	25.8	25.8	31.5
Cooling (A35/W18)	Capacity	kW	10.00	10.00	12.00
	EER (COP)		4.50	4.50	4.50
	Power input	kW	2.22	2.22	2.67
	Test condition flow rate	L/min	28.7	28.7	34.4
Pressure difference (Water circuit)		kPa	-	-	-
Cooling pump input (Based on EN14511)		kW	-	-	-
Recommended indoor unit model			E*S***F-***E	E*S***F-***E	E*S***F-***E

The table shows performance data obtained when an indoor unit is connected.

MODEL NAME			PUZ-SHWM120YAA	PUZ-SHWM140VAA	PUZ-SHWM140YAA
Heating (A7/W35)	Capacity	kW	10.00	12.00	12.00
	COP		4.90	4.85	4.85
	Power input	kW	2.04	2.47	2.47
	Test condition flow rate	L/min	28.7	34.4	34.4
Heating (A2/W35)	Capacity	kW	12.10	14.00	14.00
	COP		3.35	3.30	3.30
	Power input	kW	3.61	4.24	4.24
	Test condition flow rate	L/min	34.7	40.1	40.1
Pressure difference (Water circuit)		kPa	-	-	-
Heating pump input (Based on EN14511)		kW	-	-	-
Cooling (A35/W7)	Capacity	kW	11.00	12.50	12.50
	EER (COP)		2.86	2.62	2.62
	Power input	kW	3.85	4.77	4.77
	Test condition flow rate	L/min	31.5	35.8	35.8
Cooling (A35/W18)	Capacity	kW	12.00	14.00	14.00
	EER (COP)		4.50	3.75	3.75
	Power input	kW	2.67	3.73	3.73
	Test condition flow rate	L/min	34.4	40.1	40.1
Pressure difference (Water circuit)		kPa	-	-	-
Cooling pump input (Based on EN14511)		kW	-	-	-
Recommended indoor unit model			E*S***F-***E	E*S***F-***E	E*S***F-***E

The table shows performance data obtained when an indoor unit is connected.

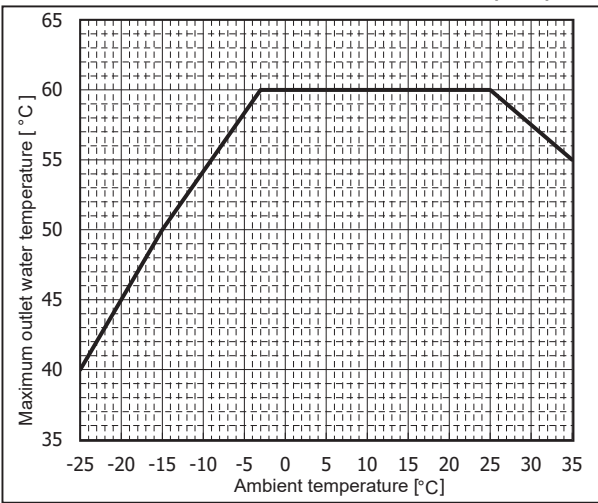
Outdoor unit	Indoor unit	For medium-temperature application							For low-temperature application										
		Seasonal space heating energy efficiency class	Water heating energy efficiency class	Rated heat output under average climate conditions		Seasonal space heating energy efficiency under average climate conditions		Water heating energy efficiency under average climate conditions	Sound power level LWA indoor	Sound power level LWA outdoor	Seasonal space heating energy efficiency class	Water heating energy efficiency class	Rated heat output under average climate conditions		Seasonal space heating energy efficiency under average climate conditions		Water heating energy efficiency under average climate conditions	Sound power level LWA indoor	Sound power level LWA outdoor
				kW	%	%	%						kW	%	%	%			
SUZ-SWM100VAH	EHST17D-****E	A++	A+	8	127	142	41	62	A++	A+	8	174	142	41	62				
	ERST17D-****E	A++	A+	8	129	142	41	62	A+++	A+	8	177	142	41	62				
	ERST17D-***BE	A++	A+	8	129	142	41	62	A+++	A+	8	177	142	41	62				
	EHST20D-****E	A++	A+	8	127	148	41	62	A++	A+	8	174	148	41	62				
	ERST20D-****E	A++	A+	8	129	148	41	62	A+++	A+	8	177	148	41	62				
	EHST30D-****E	A++	A+	8	127	125	41	62	A++	A+	8	174	125	41	62				
	ERST30D-****E	A++	A+	8	129	125	41	62	A+++	A+	8	177	125	41	62				
	EHSD-****E	A++	-	8	127	-	41	62	A++	-	8	174	-	41	62				
	ERSD-****E	A++	-	8	129	-	41	62	A+++	-	8	177	-	41	62				
PUZ-SWM60VAA	ERST17D-***BE	A++	A+	6	128	126	41	54	A+++	A+	6	185	126	41	54				
	ERST20F-****E	A++	A+	6	128	137	41	54	A+++	A+	6	185	137	41	54				
	ERST30F-****E	A++	A+	6	128	130	41	54	A+++	A+	6	185	130	41	54				
	ERSF-****E	A++	-	6	128	-	41	54	A+++	-	6	185	-	41	54				
PUZ-SWM80V/YAA	ERST17D-***BE	A++	A+	8	130/130	126	41	54	A+++	A+	8	184/184	126	41	54				
	ERST20F-****E	A++	A+	8	130/130	137	41	54	A+++	A+	8	184/184	137	41	54				
	ERST30F-****E	A++	A+	8	130/130	130	41	54	A+++	A+	8	184/184	130	41	54				
	ERSF-****E	A++	-	8	130/130	-	41	54	A+++	-	8	184/184	-	41	54				
PUZ-SWM100V/YAA	ERST20F-****E	A++	A+	10	134/134	137	41	58	A+++	A+	10	181/180	137	41	58				
	ERST30F-****E	A++	A+	10	134/134	130	41	58	A+++	A+	10	181/180	130	41	58				
	ERSF-****E	A++	-	10	134/134	-	41	58	A+++	-	10	181/180	-	41	58				
PUZ-SWM120V/YAA	ERST20F-****E	A++	A+	12	133/132	137	41	58	A+++	A+	12	179/179	137	41	58				
	ERST30F-****E	A++	A+	12	133/132	130	41	58	A+++	A+	12	179/179	130	41	58				
	ERSF-****E	A++	-	12	133/132	-	41	58	A+++	-	12	179/179	-	41	58				
PUZ-SWM140V/YAA	ERST20F-****E	A++	A+	14	136/135	131	41	58	A+++	A+	14	178/177	131	41	58				
	ERST30F-****E	A++	A	14	136/135	112	41	58	A+++	A	14	178/177	112	41	58				
	ERSF-****E	A++	-	14	136/135	-	41	58	A+++	-	14	178/177	-	41	58				
PUZ-SHWM60VAA	ERST17D-***BE	A++	A+	6	131	126	41	54	A+++	A+	6	188	126	41	54				
	ERST20F-****E	A++	A+	6	131	137	41	54	A+++	A+	6	188	137	41	54				
	ERST30F-****E	A++	A+	6	131	130	41	54	A+++	A+	6	188	130	41	54				
	ERSF-****E	A++	-	6	131	-	41	54	A+++	-	6	188	-	41	54				
PUZ-SHWM80V/YAA	ERST17D-***BE	A++	A+	8	134/133	126	41	54	A+++	A+	8	188/187	126	41	54				
	ERST20F-****E	A++	A+	8	134/133	137	41	54	A+++	A+	8	188/187	137	41	54				
	ERST30F-****E	A++	A+	8	134/133	130	41	54	A+++	A+	8	188/187	130	41	54				
	ERSF-****E	A++	-	8	134/133	-	41	54	A+++	-	8	188/187	-	41	54				
PUZ-SHWM100V/YAA	ERST20F-****E	A++	A+	10	138/138	137	41	58	A+++	A+	10	186/186	137	41	58				
	ERST30F-****E	A++	A+	10	138/138	130	41	58	A+++	A+	10	186/186	130	41	58				
	ERSF-****E	A++	-	10	138/138	-	41	58	A+++	-	10	186/186	-	41	58				
PUZ-SHWM120V/YAA	ERST20F-****E	A++	A+	12	138/138	137	41	58	A+++	A+	12	182/182	137	41	58				
	ERST30F-****E	A++	A+	12	138/138	130	41	58	A+++	A+	12	182/182	130	41	58				
	ERSF-****E	A++	-	12	138/138	-	41	58	A+++	-	12	182/182	-	41	58				
PUZ-SHWM140V/YAA	ERST20F-****E	A++	A+	14	142/142	131	41	58	A+++	A+	14	185/185	131	41	58				
	ERST30F-****E	A++	A	14	142/142	112	41	58	A+++	A	14	185/185	112	41	58				
	ERSF-****E	A++	-	14	142/142	-	41	58	A+++	-	14	185/185	-	41	58				

Note: E**T17/20*-***E use "Load profile L".
E**T30*-***E use "Load profile XL".

1 Specifications

(2) Split-type units

SUZ-SWM30VA SUZ-SWM40VA2(-SC)
 SUZ-SHWM30VAH SUZ-SHWM40VAH(-SC)
 SUZ-SWM60VA2(-SC)

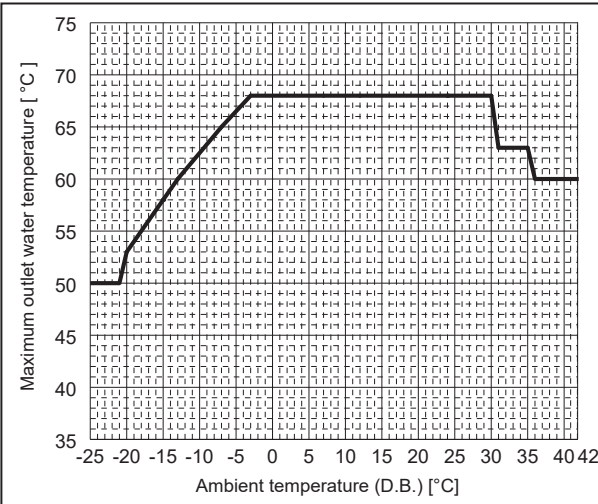


SUZ-SHWM60VAH(-SC) SUZ-SWM100VA
 SUZ-SWM80VA2 SUZ-SWM100VAH
 SUZ-SWM80VAH2



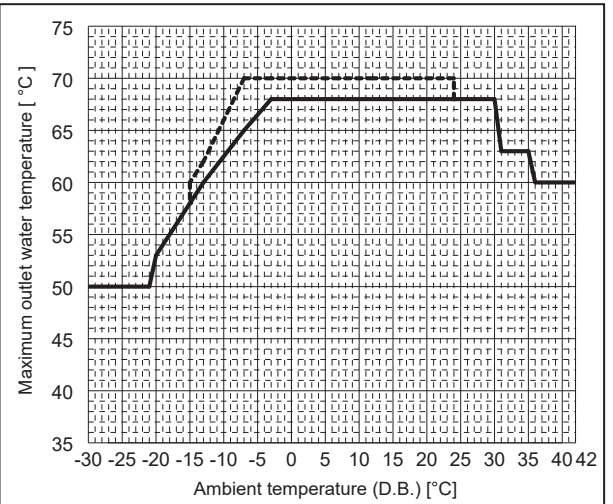
PUZ-SWM60VAA PUZ-SWM120VAA
 PUZ-SWM80VAA PUZ-SWM120YAA
 PUZ-SWM80YAA PUZ-SWM140VAA
 PUZ-SWM100VAA PUZ-SWM140YAA
 PUZ-SWM100YAA

— Maximum temp. (dT = 5°C)

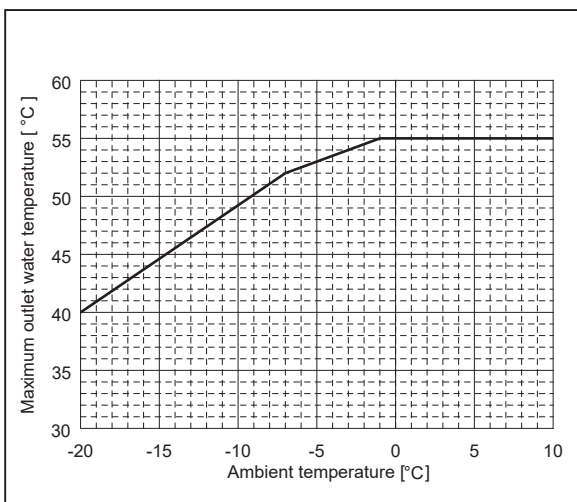


PUZ-SHWM60VAA PUZ-SHWM120VAA
 PUZ-SHWM80VAA PUZ-SHWM120YAA
 PUZ-SHWM80YAA PUZ-SHWM140VAA
 PUZ-SHWM100VAA PUZ-SHWM140YAA
 PUZ-SHWM100YAA

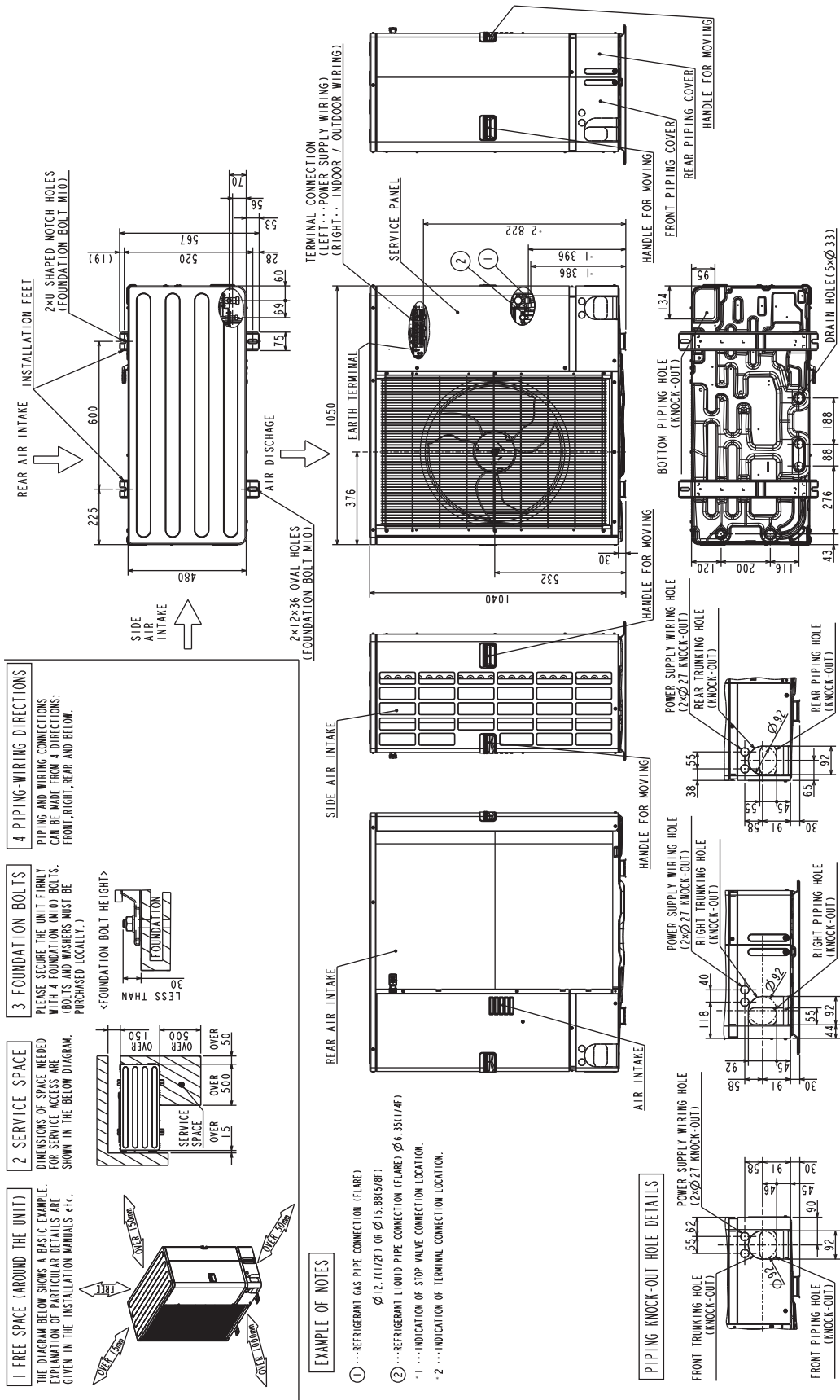
— Maximum temp. (dT = 5°C) - - - - - Maximum temp. (dT = 10°C)



PXZ-4F75VG
 PXZ-5F85VG



- PUZ-SWM60VAA
- PUZ-SWM80VAA
- PUZ-SWM80YAA
- PUZ-SWM100VAA
- PUZ-SWM100YAA
- PUZ-SWM120VAA
- PUZ-SWM120YAA
- PUZ-SWM140VAA
- PUZ-SWM140YAA
- PUZ-SHWM60VAA
- PUZ-SHWM80VAA
- PUZ-SHWM80YAA
- PUZ-SHWM100VAA
- PUZ-SHWM100YAA
- PUZ-SHWM120VAA
- PUZ-SHWM120YAA
- PUZ-SHWM140VAA
- PUZ-SHWM140YAA



Water outlet temperature [°C]		7		18		
Model	Ambient temperature [°C]	Capacity	COP	Capacity	COP	
PUZ-SWM80VAA PUZ-SWM80YAA PUZ-SHWM80VAA PUZ-SHWM80YAA	Max	35	8.0	3.23	10.0	4.67
		30	8.5	3.89	10.7	5.51
		25	8.8	4.14	11.1	5.72
		20	9.2	4.53	11.5	6.25
	Partload1	35	7.1	3.30	8.0	4.95
		30	7.1	4.10	8.0	6.05
		25	7.1	4.52	8.0	6.74
		20	7.1	5.07	8.0	7.81
	Partload2	35	5.7	3.60	6.4	5.10
		30	5.7	4.21	6.4	6.16
		25	5.7	4.71	6.4	7.07
		20	5.7	5.28	6.4	8.33
	Min	35	2.2	2.80	3.0	4.28
		30	2.3	3.42	3.2	5.23
		25	2.4	3.95	3.3	5.83
		20	2.5	4.69	3.5	6.75
PUZ-SWM100VAA PUZ-SWM100YAA PUZ-SHWM100VAA PUZ-SHWM100YAA	Max	35	9.2	2.96	12.0	4.16
		30	9.8	3.58	12.7	4.90
		25	9.9	3.69	13.0	4.96
		20	10.1	4.04	13.3	6.31
	Partload1	35	9.0	3.00	10.0	4.50
		30	9.0	3.70	10.0	5.57
		25	9.0	3.92	10.0	6.00
		20	9.0	4.37	10.0	6.82
	Partload2	35	7.2	3.47	8.0	4.90
		30	7.2	4.08	8.0	5.94
		25	7.2	4.46	8.0	6.62
		20	7.2	5.01	8.0	7.65
	Min	35	2.2	2.90	3.0	4.32
		30	2.3	3.58	3.2	5.34
		25	2.4	3.79	3.2	5.76
		20	2.5	4.23	3.5	6.55
PUZ-SWM120VAA PUZ-SWM120YAA PUZ-SHWM120VAA PUZ-SHWM120YAA	Max	35	10.3	3.12	13.5	4.28
		30	10.9	3.65	14.3	5.44
		25	11.1	3.67	14.6	5.67
		20	11.3	4.04	15.0	6.35
	Partload1	35	11.0	2.86	12.0	4.50
		30	11.0	3.57	12.0	5.72
		25	11.0	3.65	12.0	5.96
		20	11.0	4.12	12.0	6.68
	Partload2	35	8.8	3.46	9.6	5.27
		30	8.8	4.17	9.6	6.38
		25	8.8	4.46	9.6	6.95
		20	8.8	5.02	9.6	7.96
	Min	35	2.2	3.09	3.1	4.24
		30	2.3	3.86	3.3	5.39
		25	2.4	3.95	3.3	5.62
		20	2.5	4.45	3.5	6.30
PUZ-SWM140VAA PUZ-SWM140YAA PUZ-SHWM140VAA PUZ-SHWM140YAA	Max	35	12.5	2.60	15.0	3.53
		30	13.3	2.99	15.9	4.02
		25	13.5	3.08	16.2	4.23
		20	13.8	3.37	16.7	4.63
	Partload1	35	12.5	2.62	14.0	3.75
		30	12.5	3.13	14.0	4.27
		25	12.5	3.22	14.0	4.49
		20	12.5	3.54	14.0	4.91
	Partload2	35	10.0	3.09	11.2	4.54
		30	10.0	3.64	11.2	5.41
		25	10.0	3.89	11.2	5.70
		20	10.0	4.36	11.2	6.36
	Min	35	3.3	2.97	4.4	4.12
		30	3.4	3.55	4.5	4.69
		25	3.4	3.65	4.6	4.93
		20	3.6	4.01	4.7	5.40

■ PUZ-SHWM80VAA PUZ-SHWM80YAA

Water outlet temperature [°C]		25		35		40		45		50		55		60		65		70	
Ambient temperature [°C]		Capacity	COP	Capacity	COP	Capacity	COP	Capacity	COP	Capacity	COP	Capacity	COP	Capacity	COP	Capacity	COP	Capacity	COP
Max	-30	-	-	5.6	1.78	5.5	1.62	5.3	1.43	4.4	1.39	-	-	-	-	-	-	-	-
	-20	-	-	7.6	2.23	7.5	1.98	7.3	1.73	6.3	1.47	-	-	-	-	-	-	-	-
	-15	-	-	8.8	2.54	8.5	2.28	8.2	1.98	7.1	1.88	6.0	1.62	-	-	-	-	-	-
	-10	10.3	3.36	9.7	2.96	9.4	2.70	9.1	2.45	7.8	2.14	7.6	1.99	6.0	1.51	-	-	-	-
	-7	10.6	3.36	10.0	3.03	9.7	2.70	9.4	2.40	8.2	2.19	7.9	1.99	6.2	1.58	5.9	1.51	5.3	1.25
	2	10.1	3.99	9.5	3.37	9.3	3.02	9.0	2.66	8.7	2.45	7.6	1.84	6.6	1.69	5.7	1.57	5.4	1.40
	7	9.6	5.47	8.9	4.65	8.6	4.11	8.2	3.50	7.9	3.14	7.5	2.63	6.8	2.33	6.2	1.97	6.3	1.61
	12	10.4	6.44	9.9	5.53	9.7	4.87	9.5	4.16	9.1	3.65	8.6	3.14	7.7	2.74	7.0	2.35	6.7	1.81
	15	10.7	7.05	10.4	5.93	10.2	5.27	10.0	4.56	9.5	3.90	9.0	3.50	8.0	2.99	7.2	2.48	6.9	1.99
20	10.9	8.01	10.8	6.79	10.6	6.03	10.4	5.22	10.2	4.51	9.7	3.75	9.1	3.50	8.5	2.99	7.9	2.27	
Partload1	-30	-	-	5.6	1.78	5.5	1.62	5.3	1.43	4.4	1.39	-	-	-	-	-	-	-	-
	-20	-	-	7.6	2.23	7.5	1.98	7.3	1.73	6.3	1.47	-	-	-	-	-	-	-	-
	-15	-	-	8.0	2.70	8.0	2.39	8.0	2.03	7.1	1.88	6.0	1.62	-	-	-	-	-	-
	-10	8.0	3.62	8.0	3.15	8.0	2.85	8.0	2.55	7.8	2.14	7.6	1.99	6.0	1.51	-	-	-	-
	-7	8.0	3.82	8.0	3.18	8.0	2.85	8.0	2.50	8.0	2.29	7.9	1.99	6.2	1.58	5.9	1.51	5.3	1.25
	2	8.0	4.55	8.0	3.80	8.0	3.37	8.0	2.91	8.0	2.56	7.6	1.84	6.6	1.69	5.7	1.57	5.4	1.40
	7	6.0	5.73	6.0	5.05	6.0	4.41	6.0	3.70	6.0	3.24	4.0	2.50	4.0	2.31	4.0	2.11	5.0	1.66
	12	6.0	6.54	6.0	5.42	6.0	4.87	6.0	4.31	6.0	3.70	4.0	3.14	4.0	2.79	4.0	2.43	5.0	1.91
	15	6.0	7.15	6.0	6.03	6.0	5.32	6.0	4.61	6.0	4.01	4.0	3.50	4.0	2.99	4.0	2.65	5.0	2.08
20	6.0	8.16	6.0	7.00	6.0	6.13	6.0	5.22	6.0	4.61	4.0	3.80	4.0	3.45	4.0	3.10	5.0	2.33	
Partload2	-30	-	-	4.5	1.73	4.4	1.57	4.2	1.42	3.5	1.41	-	-	-	-	-	-	-	-
	-20	-	-	6.1	2.39	6.0	2.08	5.8	1.78	5.6	1.52	-	-	-	-	-	-	-	-
	-15	-	-	6.4	2.74	6.4	2.44	6.4	2.08	6.3	1.93	5.9	1.67	-	-	-	-	-	-
	-10	6.4	3.82	6.4	3.16	6.4	2.85	6.4	2.55	6.4	2.19	6.4	1.83	4.8	1.61	-	-	-	-
	-7	6.4	3.92	6.4	3.21	6.4	2.91	6.4	2.55	6.4	2.29	6.4	2.04	4.9	1.68	4.7	1.59	5.0	1.25
	2	6.4	4.70	6.4	3.88	6.4	3.48	6.4	3.02	6.4	2.61	6.4	2.20	5.3	1.89	4.6	1.64	5.0	1.41
	7	4.8	5.47	4.8	4.70	4.8	4.21	4.8	3.65	4.8	3.14	3.2	2.45	3.2	2.26	3.2	2.13	5.0	1.66
	12	4.8	6.18	4.8	5.17	4.8	4.71	4.8	4.26	4.8	3.65	3.2	3.09	3.2	2.74	3.2	2.46	5.0	1.91
	15	4.8	7.05	4.8	5.93	4.8	5.22	4.8	4.51	4.8	3.90	3.2	3.40	3.2	2.94	3.2	2.70	5.0	2.08
20	4.8	7.81	4.8	6.84	4.8	5.98	4.8	5.07	4.8	4.41	3.2	3.70	3.2	3.40	3.2	3.20	5.0	2.33	
Min	-30	-	-	3.6	1.60	3.5	1.50	3.4	1.35	3.0	1.35	-	-	-	-	-	-	-	-
	-20	-	-	4.3	2.35	4.2	2.10	4.1	1.80	3.9	1.50	-	-	-	-	-	-	-	-
	-15	-	-	4.9	2.55	4.8	2.30	4.7	2.00	4.6	1.75	4.5	1.55	-	-	-	-	-	-
	-10	3.8	3.60	3.5	2.85	3.4	2.55	3.3	2.20	3.2	1.90	3.1	1.60	3.0	1.60	-	-	-	-
	-7	3.8	3.70	3.5	2.90	3.4	2.60	3.2	2.25	3.1	2.00	2.9	1.70	2.8	1.67	2.0	1.42	5.0	1.25
	2	3.4	4.60	3.1	3.60	2.9	3.20	2.6	2.75	2.4	2.05	2.1	1.80	2.0	1.92	1.9	1.55	5.0	1.41
	7	2.7	4.80	2.4	3.50	2.3	3.30	2.2	3.05	2.0	2.50	1.7	2.30	1.6	2.27	1.5	2.07	5.0	1.66
	12	3.3	5.35	3.0	4.45	2.8	4.20	2.6	3.90	2.2	3.20	1.8	2.60	1.8	2.58	1.7	2.30	5.0	1.91
	15	3.8	6.75	3.2	5.60	3.0	4.85	2.8	4.10	2.4	3.45	1.9	2.90	1.9	2.78	1.8	2.50	5.0	2.08
20	4.2	7.45	3.7	6.55	3.4	5.65	3.1	4.75	2.9	3.90	2.6	3.30	2.5	3.38	2.3	3.05	5.0	2.33	

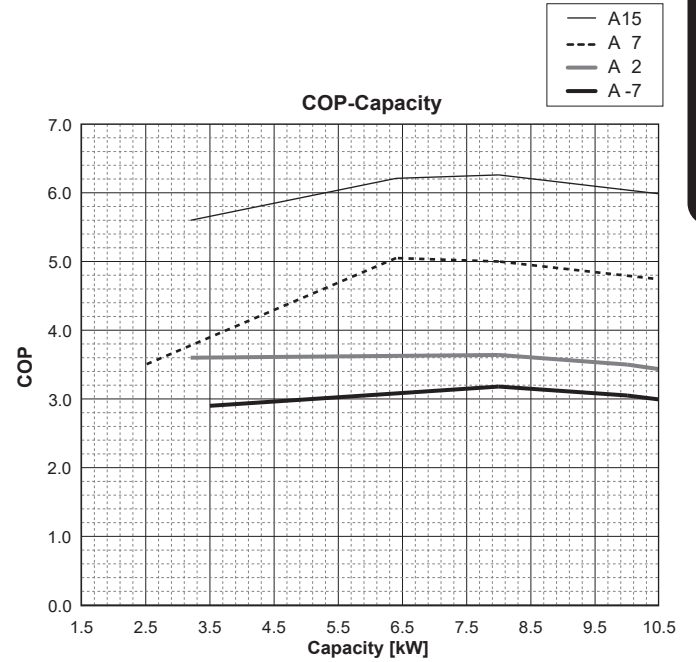
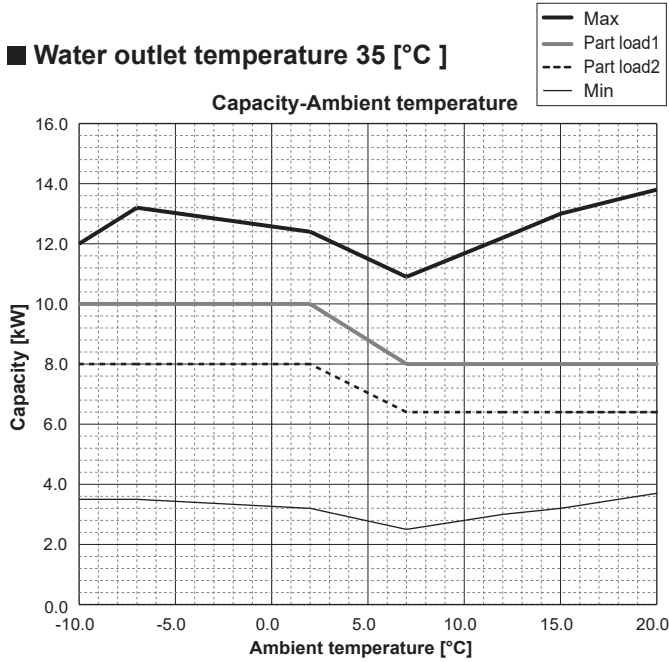
■ PUZ-SHWM100VAA PUZ-SHWM100YAA

Water outlet temperature [°C]		25		35		40		45		50		55		60		65		70	
Ambient temperature [°C]		Capacity	COP	Capacity	COP	Capacity	COP	Capacity	COP	Capacity	COP	Capacity	COP	Capacity	COP	Capacity	COP	Capacity	COP
Max	-30	-	-	8.0	2.03	7.9	1.83	7.7	1.59	8.0	1.46	-	-	-	-	-	-	-	-
	-20	-	-	9.4	2.18	9.2	1.98	9.0	1.78	8.6	1.57	-	-	-	-	-	-	-	-
	-15	-	-	10.7	2.54	10.5	2.23	10.3	1.93	10.0	1.88	9.2	1.62	-	-	-	-	-	-
	-10	12.6	2.85	12.0	2.64	11.7	2.49	11.4	2.29	11.0	2.03	10.0	1.94	8.0	1.61	-	-	-	-
	-7	13.5	2.95	13.2	2.69	12.9	2.49	12.6	2.29	12.2	2.13	10.9	1.98	9.2	1.68	8.4	1.47	6.3	1.23
	2	12.8	3.52	12.4	3.23	12.2	2.96	11.9	2.66	11.4	2.35	10.4	2.04	9.4	1.89	8.5	1.54	6.4	1.38
	7	11.4	5.59	10.9	4.74	10.5	4.11	10.0	3.45	9.7	3.20	9.2	2.58	8.5	2.32	8.7	1.91	6.6	1.59
	12	12.9	6.40	12.2	5.54	12.0	4.83	11.7	4.06	11.1	3.61	10.5	3.04	9.5	2.63	9.0	2.28	8.7	1.78
	15	13.4	6.81	13.0	5.74	12.7	5.18	12.4	4.57	11.8	4.23	11.1	3.66	10.0	2.99	9.4	2.44	9.1	1.96
20	14.2	7.72	13.8	6.35	13.5	5.74	13.1	5.08	12.5	4.49	11.4	3.87	10.5	3.66	9.9	2.90	11.1	2.25	
Partload1	-30	-	-	8.0	2.03	7.9	1.83	7.7	1.59	7.0	1.51	-	-	-	-	-	-	-	-
	-20	-	-	9.4	2.18	9.2	1.98	9.0	1.78	8.6	1.57	-	-	-	-	-	-	-	-
	-15	-	-	10.0	2.64	10.0	2.33	10.0	1.98	10.0	1.88	9.2	1.62	-	-	-	-	-	-
	-10	10.0	3.51	10.0	2.97	10.0	2.69	10.0	2.44	10.0	2.13	10.0	1.94	8.0	1.61	-	-	-	-
	-7	10.0	3.56	10.0	3.07	10.0	2.80	10.0	2.49	10.0	2.29	10.0	2.03	9.2	1.68	8.4	1.47	6.3	1.23
	2	10.0	4.19	10.0	3.55	10.0	3.17	10.0	2.81	10.0	2.50	10.0	2.09	9.4	1.89	8.5	1.54	6.4	1.38
	7	8.0	5.99	8.0	5.05	8.0	4.42	8.0	3.71	8.0	3.30	7.0	2.70	7.0	2.37	7.0	2.06	6.6	1.63
	12	8.0	7.31	8.0	5.99	8.0	5.18	8.0	4.37	8.0	3.87	7.0	3.20	7.0	2.73	7.0	2.34	7.0	1.81
	15	8.0	7.67	8.0	6.30	8.0	5.59	8.0	4.88	8.0	4.38	7.0	3.76	7.0	3.04	7.0	2.55	7.0	1.99
20	8.0	8.79	8.0	7.21	8.0	6.35	8.0	5.49	8.0	4.80	7.0	3.97	7.0	3.87	7.0	2.99	7.0	2.28	
Partload2	-30	-	-	6.4	2.08	6.3	1.88	6.2	1.62	5.6	1.56	-	-	-	-	-	-	-	-
	-20	-	-	7.2	2.39	7.2	2.13	7.2	1.83	6.9	1.62	-	-	-	-	-	-	-	-
	-15	-	-	8.0	2.69	8.0	2.39	8.0	2.03	8.0	1.93	7.4	1.73	-	-	-	-	-	-
	-10	8.0	3.76	8.0	3.15	8.0	2.85	8.0	2.54	8.0	2.24	8.0	1.88	6.4	1.71	-	-	-	-
	-7	8.0	3.76	8.0	3.20	8.0	2.90	8.0	2.54	8.0	2.34	8.0	2.08	7.4	1.78	6.7	1.55	5.0	1.24
	2	8.0	4.54	8.0	3.69	8.0	3.32	8.0	2.91	8.0	2.60								

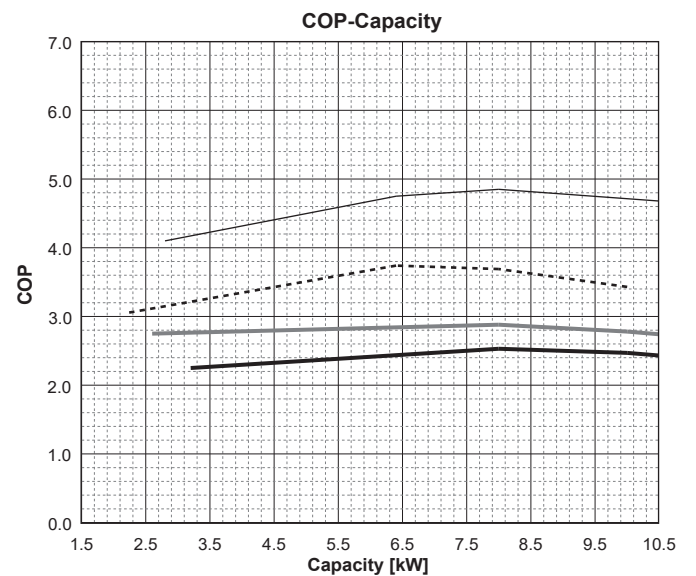
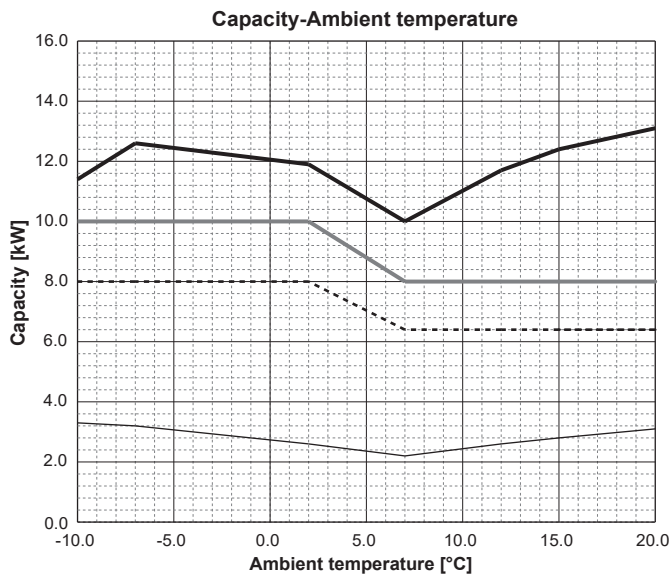
PUZ-SHWM100VAA

PUZ-SHWM100YAA

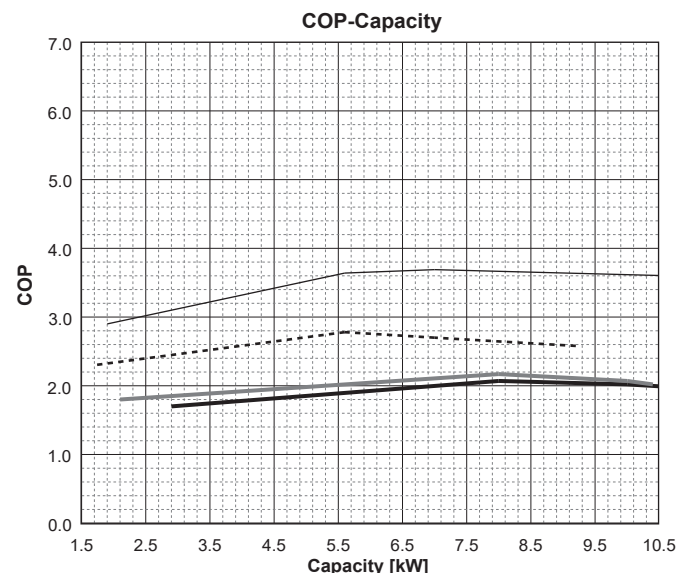
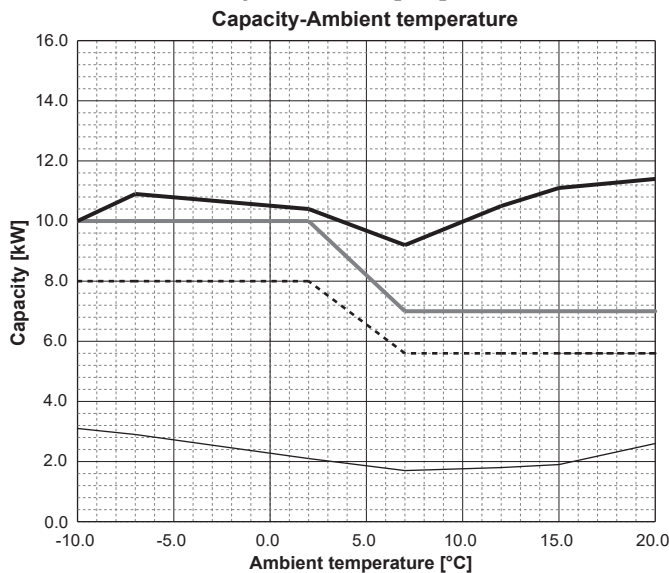
Water outlet temperature 35 [°C]



Water outlet temperature 45 [°C]



Water outlet temperature 55 [°C]



Outdoor unit

5 Performance data

Outdoor unit

Outdoor unit

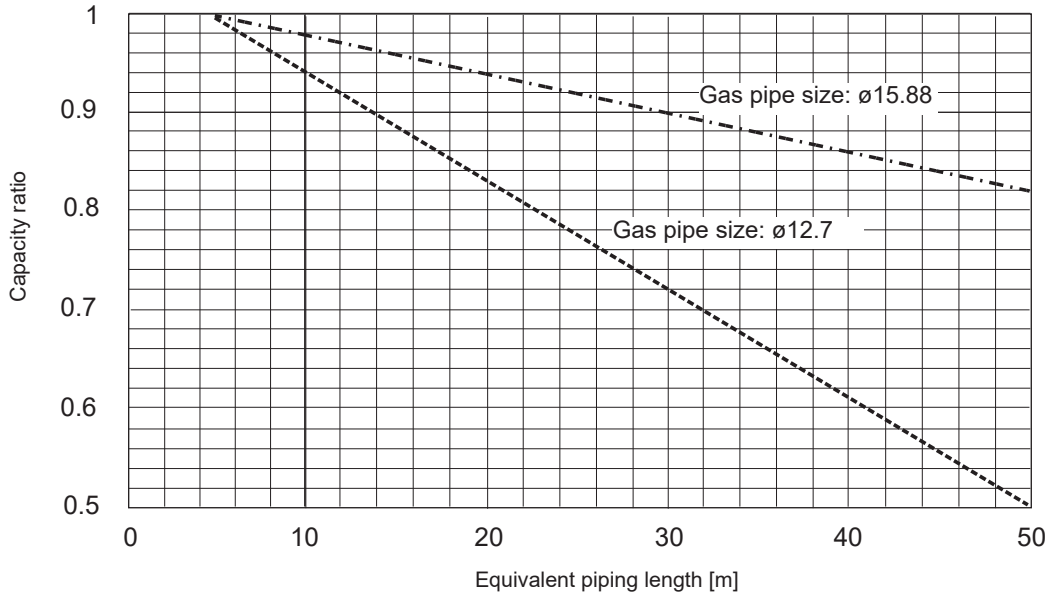
Water outlet temperature[°C]		35		45		55	
Ambient temperature[°C]		Capacity	COP	Capacity	COP	Capacity	COP
SUZ-SWM100VAH	-7	7.5	2.73	3.5	2.06	3.4	1.67
	2	7.2	3.18	6.8	2.66	6.8	2.27
		3.8	4.17	3.5	3.12	3.3	2.54
7	10.0	5.08	6.0	3.65	3.3	2.93	
PUZ-SWM60VAA	-7	5.0	3.25	5.2	2.54	5.2	2.08
	2	5.2	3.79	5.0	2.93	4.3	2.29
		4.3	3.84	4.2	3.00	4.0	2.34
7	5.5	4.97	5.3	3.71	4.5	2.73	
PUZ-SWM80V/YAA	-7	5.0	3.24	5.2	2.53	5.4	2.08
	2	5.2	3.79	5.0	2.96	4.3	2.30
		4.3	3.84	4.2	3.02	4.0	2.35
7	5.5	4.97	5.3	3.70	4.8	2.73	
PUZ-SWM100V/YAA	-7	5.0	3.26	5.2	2.55	5.4	2.09
	2	5.2	3.76	5.0	2.96	4.3	2.30
		4.3	3.81	4.2	3.01	4.0	2.35
7	5.5	4.97	5.3	3.71	4.8	2.68	
PUZ-SWM120V/YAA	-7	6.6	3.23	6.4	2.56	6.2	2.15
	2	7.0	3.76	6.9	3.07	6.8	2.25
		6.0	4.12	5.9	3.22	5.8	2.35
7	5.6	5.17	5.4	3.82	5.2	2.83	
PUZ-SWM140V/YAA	-7	6.9	3.40	6.7	2.68	6.5	2.21
	2	7.3	3.81	7.2	3.03	7.0	2.26
		6.0	4.11	5.9	3.29	5.8	2.47
7	6.7	5.10	6.6	3.83	6.5	2.83	
PUZ-SHWM60VAA	-7	5.4	3.25	6.0	2.54	6.0	2.03
	2	5.2	3.94	5.0	3.05	4.3	2.29
		4.3	4.04	4.2	3.10	4.0	2.34
7	5.6	5.13	5.4	3.76	4.8	2.73	
PUZ-SHWM80V/YAA	-7	5.4	3.26	6.0	2.60	6.0	2.09
	2	5.2	3.94	5.0	3.07	4.3	2.30
		4.3	4.04	4.2	3.12	4.0	2.35
7	5.6	5.10	5.4	3.75	4.8	2.78	
PUZ-SHWM100V/YAA	-7	5.4	3.25	6.0	2.59	6.0	2.08
	2	5.2	3.94	5.0	3.06	4.3	2.30
		4.3	4.05	4.2	3.11	4.0	2.35
7	5.6	5.15	5.4	3.76	4.8	2.73	
PUZ-SHWM120V/YAA	-7	6.6	3.32	6.4	2.65	6.2	2.14
	2	7.0	3.79	6.9	3.07	6.8	2.25
		6.0	4.15	5.9	3.22	5.8	2.35
7	5.6	5.20	5.4	3.82	5.2	2.83	
PUZ-SHWM140V/YAA	-7	6.9	3.38	6.7	2.66	6.5	2.20
	2	7.3	3.81	7.2	3.03	7.0	2.26
		6.0	4.11	5.9	3.29	5.8	2.47
7	6.7	5.10	6.6	3.83	6.5	2.83	
PXZ-4F75VG	-7	3.7	2.67	3.6	2.12	-	-
	2	5.4	3.15	5.2	2.67	5.0	2.18
	7	6.0	4.31	6.0	3.43	6.0	2.55
PXZ-5F85VG	-7	4.1	2.50	3.4	1.83	-	-
	2	6.2	3.25	6.0	2.62	5.7	1.99
	7	4.7	4.78	4.5	3.83	4.1	3.08

- PUZ-SWM60VAA PUZ-SWM80VAA PUZ-SWM80YAA PUZ-SWM100VAA PUZ-SWM100YAA
- PUZ-SHWM60VAA PUZ-SHWM80VAA PUZ-SHWM80YAA PUZ-SHWM100VAA PUZ-SHWM100YAA

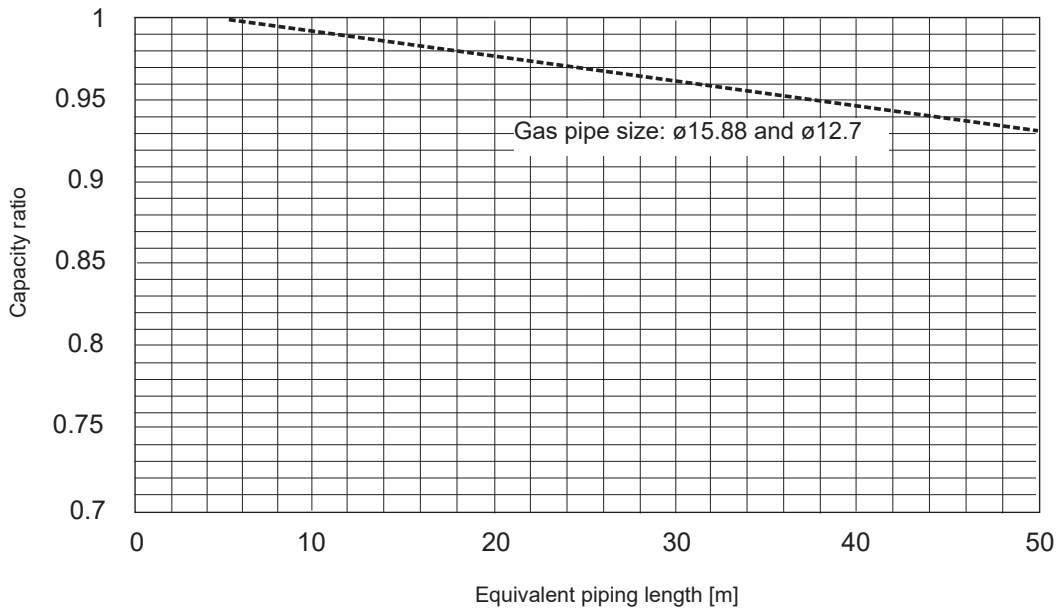
<Method for obtaining the equivalent piping length>

$$\text{Equivalent length} = (\text{piping length}) + 0.3 \times (\text{number of bends in the piping})$$

<Cooling>

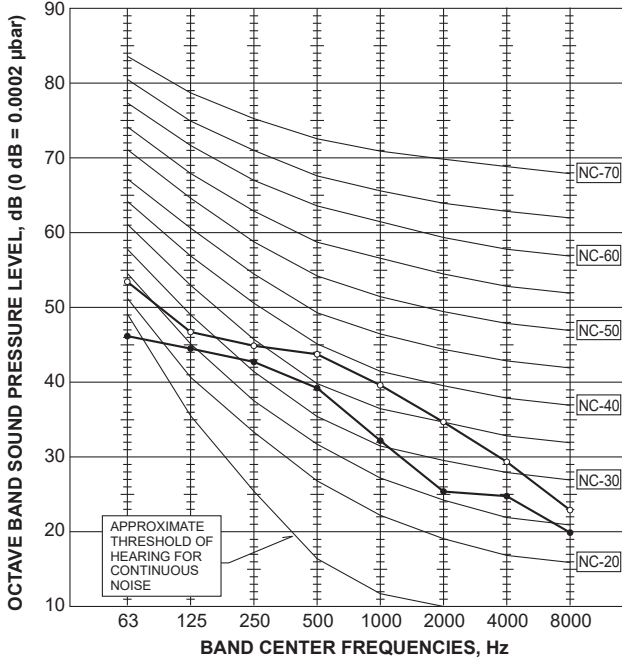


<Heating>



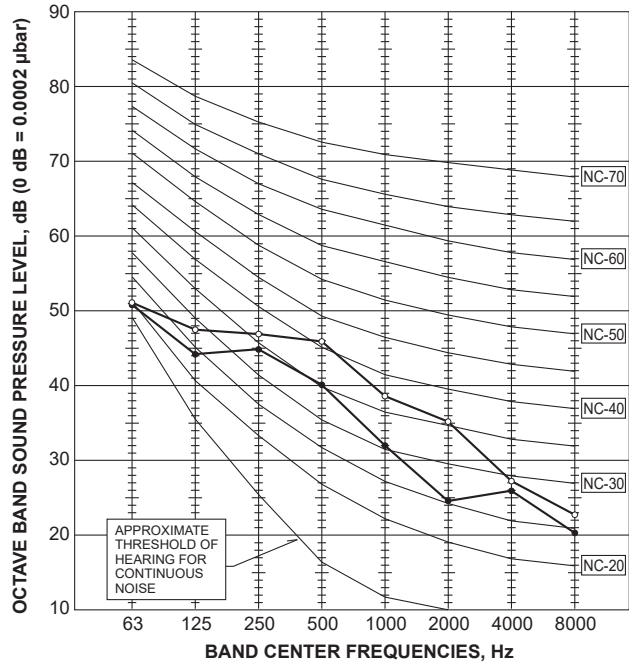
PUZ-SWM60VAA
PUZ-SHWM60VAA

MODE	SPL(dBA)	LINE
HEATING	40(A7W35)	●—●
COOLING	45(A35W7)	○—○



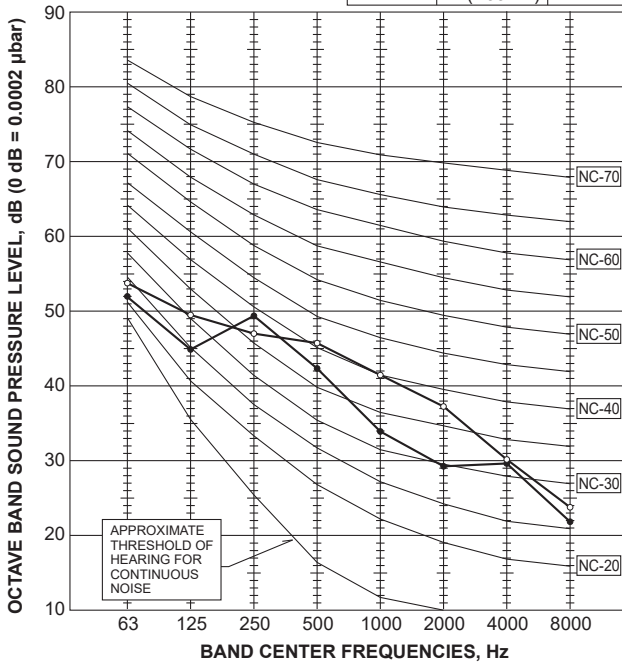
PUZ-SWM80VAA
PUZ-SWM80YAA
PUZ-SHWM80VAA
PUZ-SHWM80YAA

MODE	SPL(dBA)	LINE
HEATING	41(A7W35)	●—●
COOLING	46(A35W7)	○—○



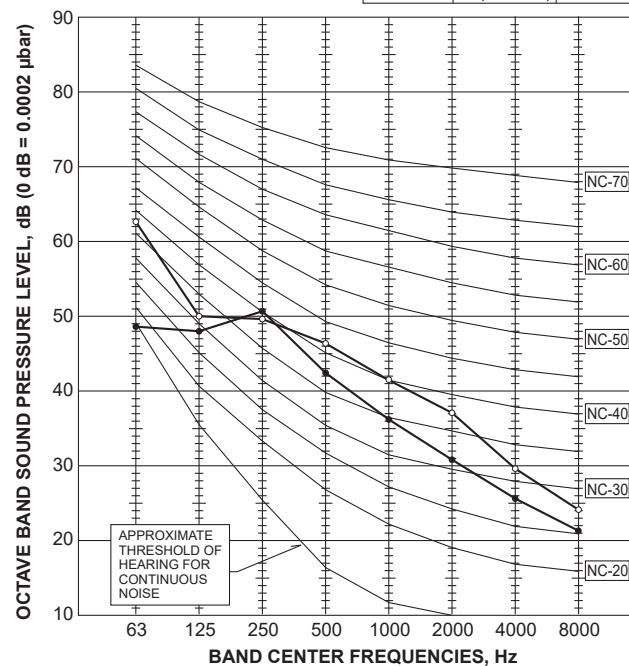
PUZ-SWM100VAA
PUZ-SWM100YAA
PUZ-SHWM100VAA
PUZ-SHWM100YAA

MODE	SPL(dBA)	LINE
HEATING	44(A7W35)	●—●
COOLING	47(A35W7)	○—○



PUZ-SWM120VAA
PUZ-SWM120YAA
PUZ-SHWM120VAA
PUZ-SHWM120YAA

MODE	SPL(dBA)	LINE
HEATING	45(A7W35)	●—●
COOLING	48(A35W7)	○—○



<Notes>

- 1) Sound data is taken when the system is running stably.
- 2) Relatively large noise could be heard transiently in the case 4-way valve, or LEV operates.
- 3) These values are only for reference purpose.